

CS 59

CS 59



REYNAERS
aluminium

Edition 08/2010 (based on 089.C11F.00)



CS 59 (windows)

- 1 Fixed elements
- 2 Opening elements
- 3 Composed elements
- 4 Connections within the system

CS 59 (doors)

- 5 Doors inward opening
- 6 Doors outward opening

CS 59 Hidden Vent (CS 59-HV)

CS 59 Softline (CS 59-So)

CS 59 Renaissance (CS 59-Re)

CS 59 Front (CS 59-Fr)

CS 59 Automatic Sliding Door (CS 59-AD)

CS 59 Swing Door (CS 59-SD)

CS 59 Clampable Door (CS 59-CD)

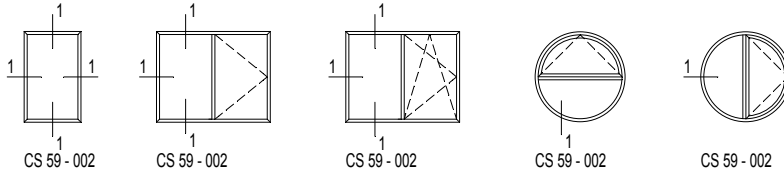
Connections with other systems

CS 59 (windows)

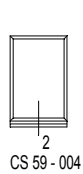


1 Fixed elements

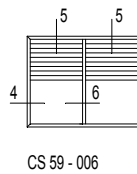
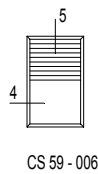
Outer frames



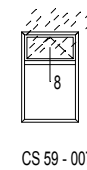
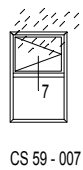
Window sills



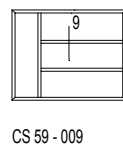
Shutter guide



Drip cap

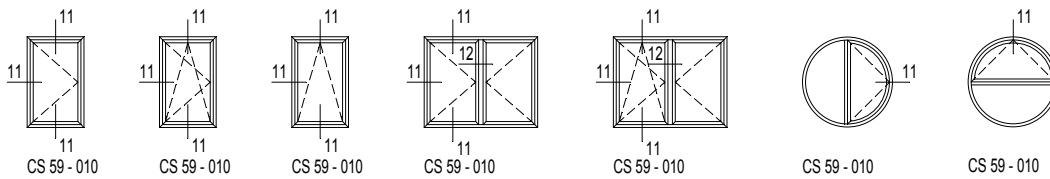


Division in fixed frame

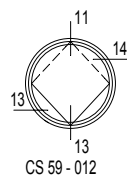
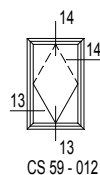


2 Opening elements

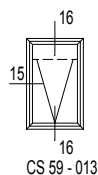
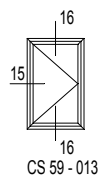
Inward opening windows



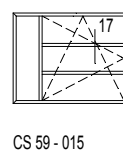
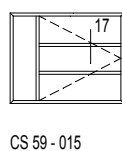
Pivot window



Outward opening windows



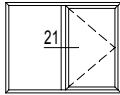
Division in window vent



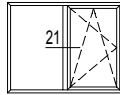


3 Composed elements

Transom-mullion

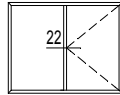


CS 59 - 016

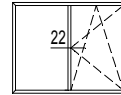


CS 59 - 016

Transom-mullion reinforced

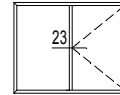


CS 59 - 018

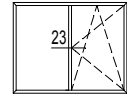


CS 59 - 018

Reinforcement profile

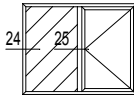


CS 59 - 020
CS 59 - 021



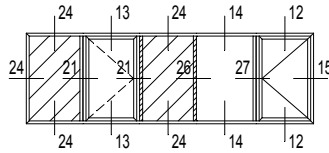
CS 59 - 020
CS 59 - 021

Outer frames / Transom-mullion

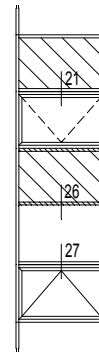


CS 59 - 024

Changeover profile outside glazing



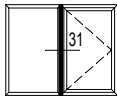
CS 59 - 026



CS 59 - 026

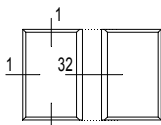
4 Connections within the system

In the same plane

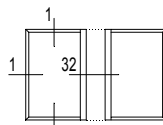


CS 59 - 027

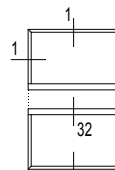
Dilatation



CS 59 - 028

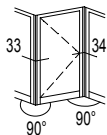


CS 59 - 028

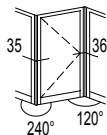


CS 59 - 028

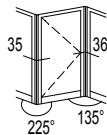
Corner profiles



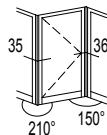
CS 59 - 029
CS 59 - 030



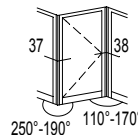
CS 59 - 031



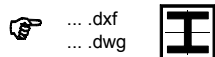
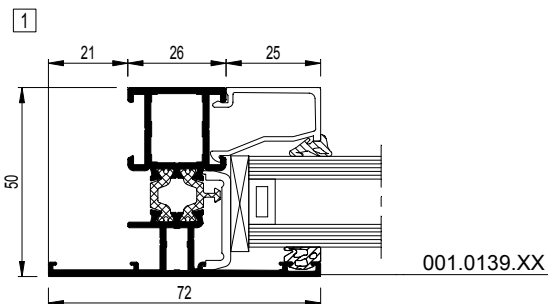
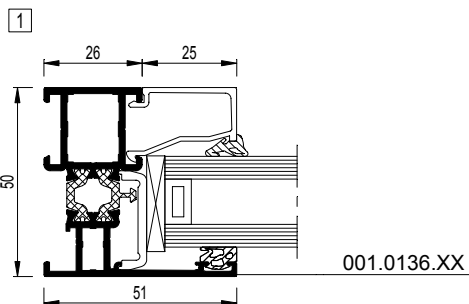
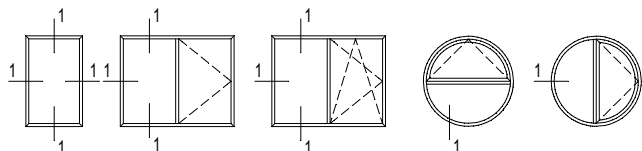
CS 59 - 031



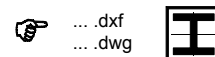
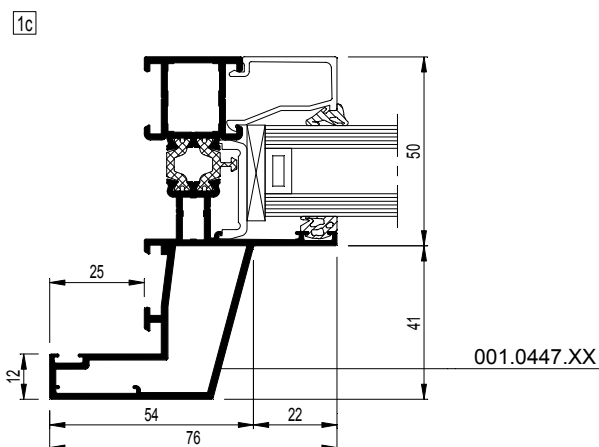
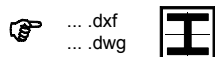
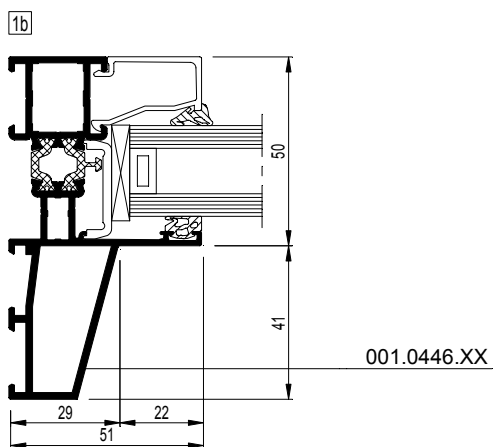
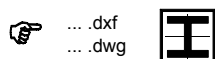
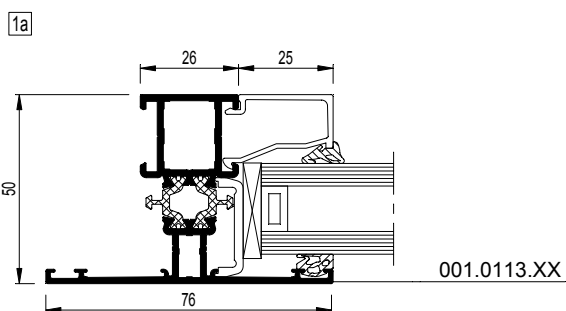
CS 59 - 031

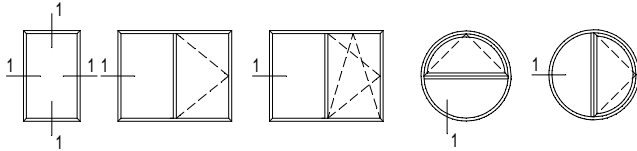


CS 59 - 032

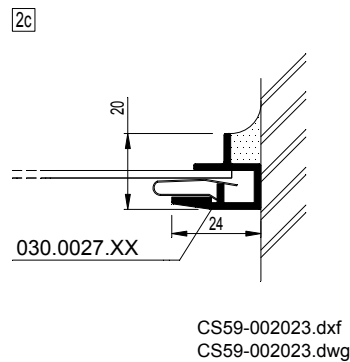
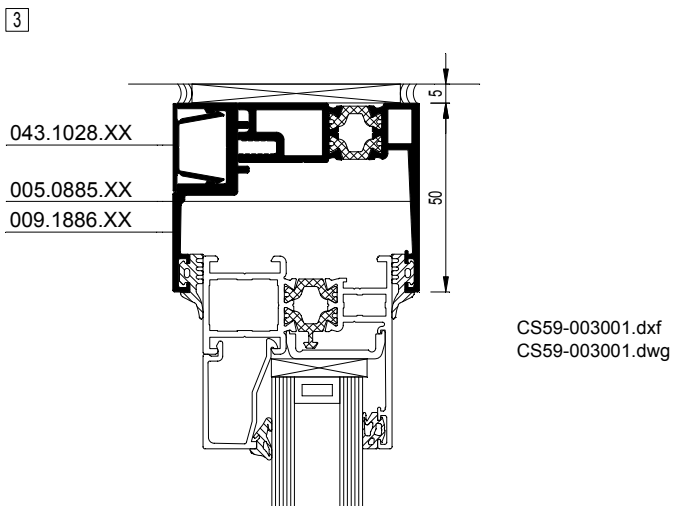
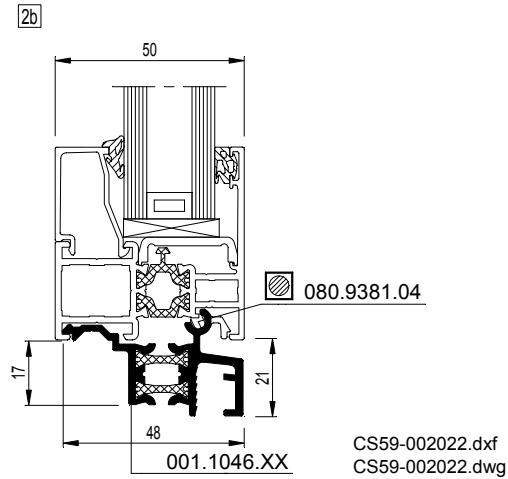
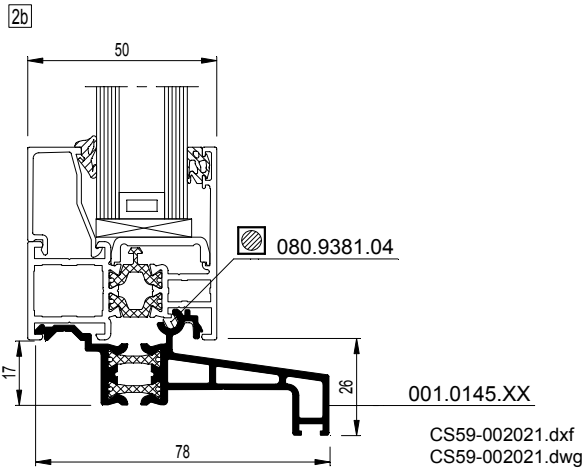
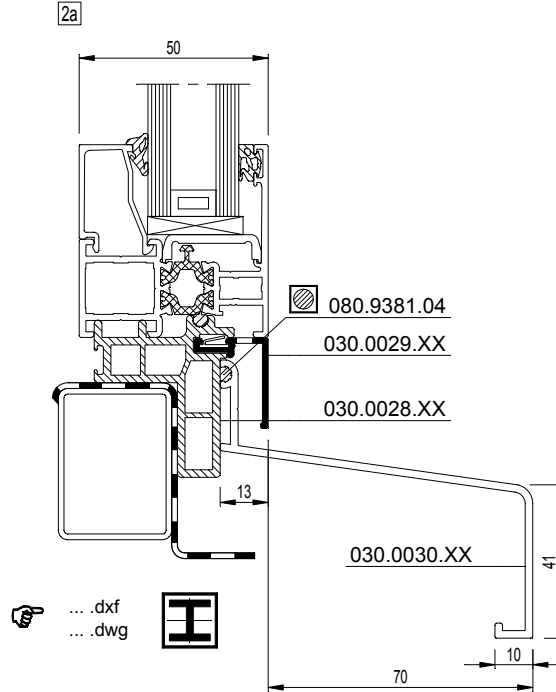
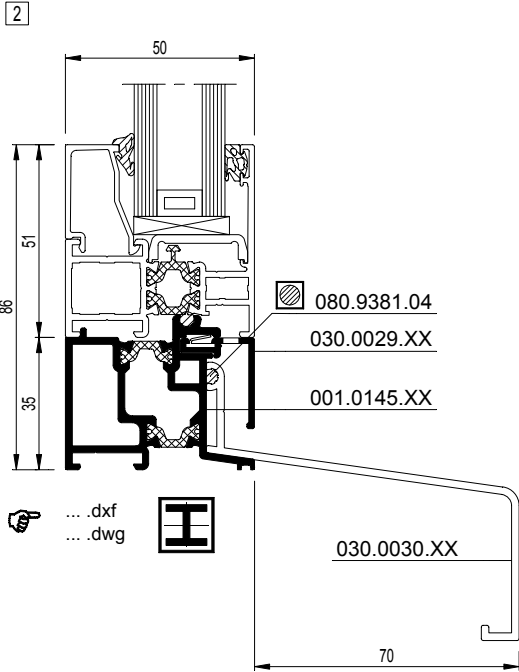
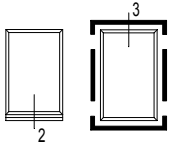


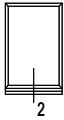
CS59-001005.dxf
 CS59-001005.dwg





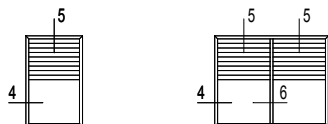
<p>001.0136.XX</p> <p>$I_x = 8.399 \text{ cm}^4$</p> <p>1 CS59-001001.dxf CS59-001001.dwg</p>	<p>001.0183.XX</p> <p>$I_x = 10.962 \text{ cm}^4$</p> <p>1 CS59-001002.dxf CS59-001002.dwg</p>	<p>001.0125.XX</p> <p>$I_x = 13.179 \text{ cm}^4$</p> <p>1 CS59-001003.dxf CS59-001003.dwg</p>	<p>001.0140.XX</p> <p>$I_x = 15.397 \text{ cm}^4$</p> <p>1 CS59-001004.dxf CS59-001004.dwg</p>
<p>001.0139.XX</p> <p>$I_x = 9.697 \text{ cm}^4$</p> <p>1 CS59-001005.dxf CS59-001005.dwg</p>	<p>001.0141.XX</p> <p>$I_x = 10.398 \text{ cm}^4$</p> <p>1 CS59-001006.dxf CS59-001006.dwg</p>	<p>001.0197.XX</p> <p>$I_x = 12.100 \text{ cm}^4$</p> <p>1 CS59-001007.dxf CS59-001007.dwg</p>	
<p>001.0113.XX</p> <p>$I_x = 9.831 \text{ cm}^4$</p> <p>1a CS59-001008.dxf CS59-001008.dwg</p>	<p>001.0120.XX</p> <p>$I_x = 12.492 \text{ cm}^4$</p> <p>1a CS59-001009.dxf CS59-001009.dwg</p>	<p>001.0114.XX</p> <p>$I_x = 14.755 \text{ cm}^4$</p> <p>1a CS59-001010.dxf CS59-001010.dwg</p>	<p>001.0123.XX</p> <p>$I_x = 17.007 \text{ cm}^4$</p> <p>1a CS59-001011.dxf CS59-001011.dwg</p>
<p>001.0446.XX</p> <p>$I_x = 24.689 \text{ cm}^4$</p> <p>1b CS59-001012.dxf CS59-001012.dwg</p>	<p>001.0448.XX</p> <p>$I_x = 61.751 \text{ cm}^4$</p> <p>1b CS59-001013.dxf CS59-001013.dwg</p>	<p>001.0447.XX</p> <p>$I_x = 39.333 \text{ cm}^4$</p> <p>1c CS59-001014.dxf CS59-001014.dwg</p>	<p>001.0449.XX</p> <p>$I_x = 79.464 \text{ cm}^4$</p> <p>1c CS59-001015.dxf CS59-001015.dwg</p>



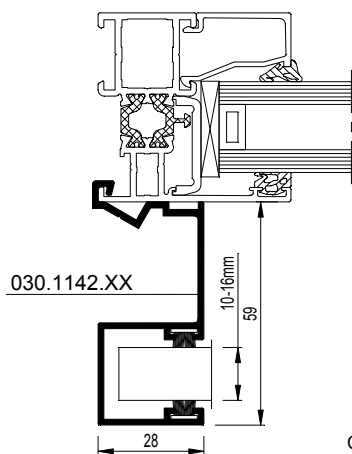


	2	CS59-002009.dxf CS59-002009.dwg	2a	CS59-002019.dxf CS59-002019.dwg
030.0038.XX				
	2	CS59-002008.dxf CS59-002008.dwg	2a	CS59-002018.dxf CS59-002018.dwg
030.0037.XX				
	2	CS59-002007.dxf CS59-002007.dwg	2a	CS59-002017.dxf CS59-002017.dwg
030.0036.XX				
	2	CS59-002006.dxf CS59-002006.dwg	2a	CS59-002016.dxf CS59-002016.dwg
030.0035.XX				
	2	CS59-002005.dxf CS59-002005.dwg	2a	CS59-002015.dxf CS59-002015.dwg
030.0034.XX				
	2	CS59-002004.dxf CS59-002004.dwg	2a	CS59-002014.dxf CS59-002014.dwg
030.0033.XX				
	2	CS59-002003.dxf CS59-002003.dwg	2a	CS59-002013.dxf CS59-002013.dwg
030.0032.XX				
	2	CS59-002002.dxf CS59-002002.dwg	2a	CS59-002012.dxf CS59-002012.dwg
030.0031.XX				
	2	CS59-002001.dxf CS59-002001.dwg	2a	CS59-002011.dxf CS59-002011.dwg
030.0030.XX				

CS59-3d0001.dxf
CS59-3d0001.dwg

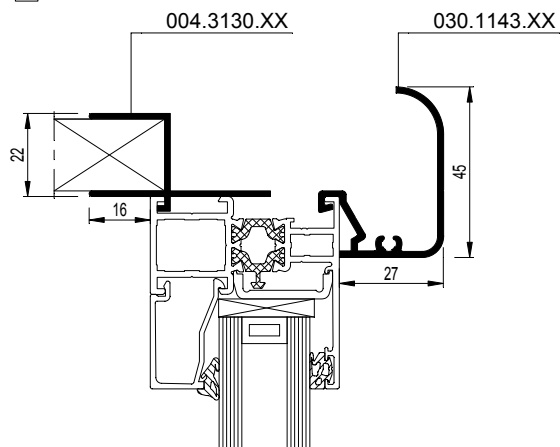


4



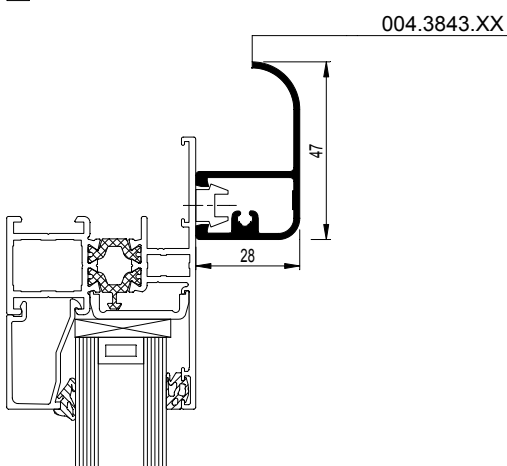
CS59-004001.dxf
 CS59-004001.dwg

5



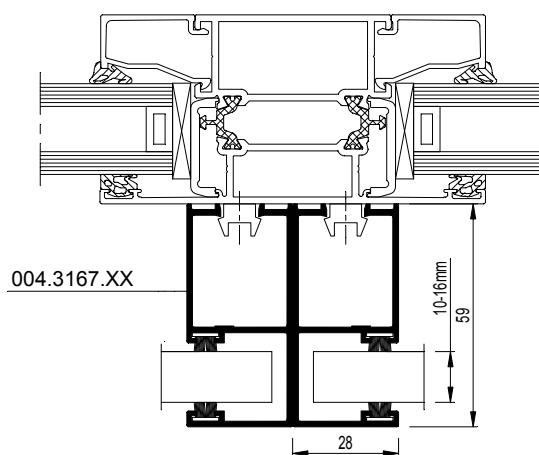
CS59-005001.dxf
 CS59-005001.dwg

5

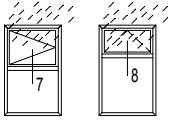


CS59-005002.dxf
 CS59-005002.dwg

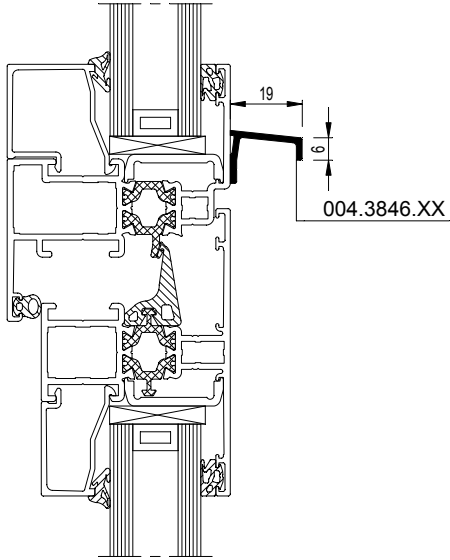
6



CS59-006001.dxf
 CS59-006001.dwg

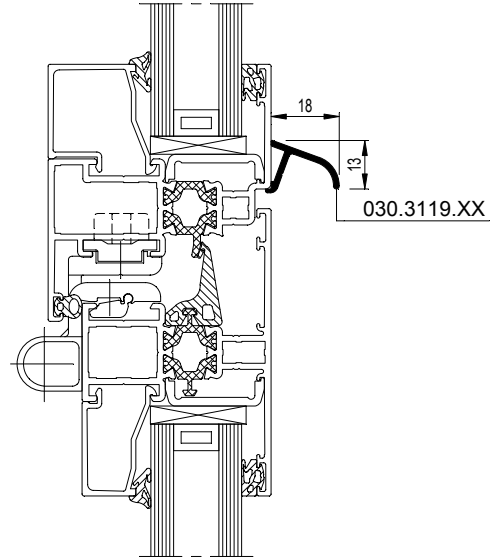


7




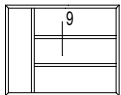
CS59-007001.dxf
CS59-007001.dwg

8

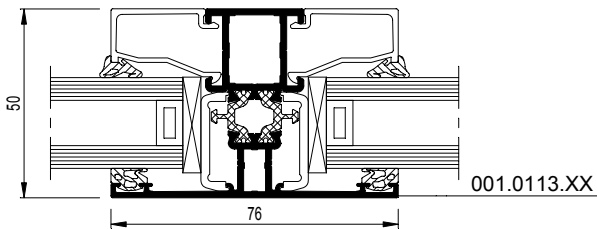


CS59-008001.dxf
CS59-008001.dwg





9



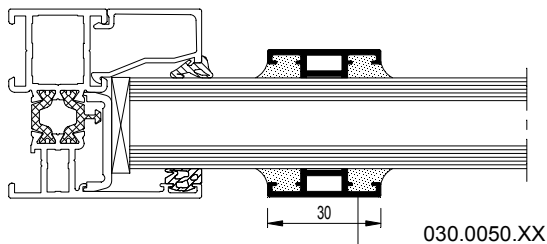
001.0113.XX

CS59-009003.dxf
 CS59-009003.dwg



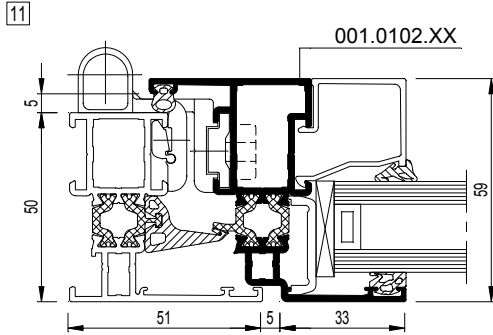
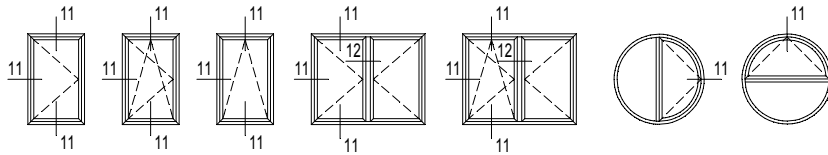
Zie ook T-profielen op blz. 16-17
 Voir aussi traverses page 16-17
 See also transom-mullions on pages 16-17
 Siehe auch Sprossen Seite 16-17

9

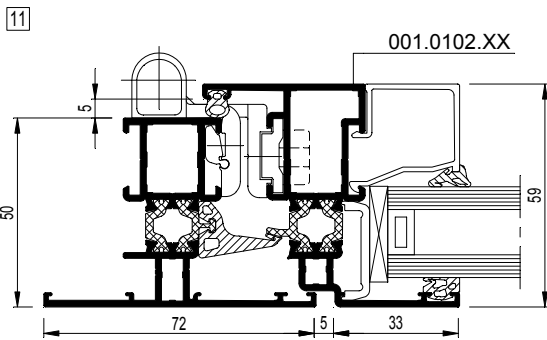


030.0050.XX

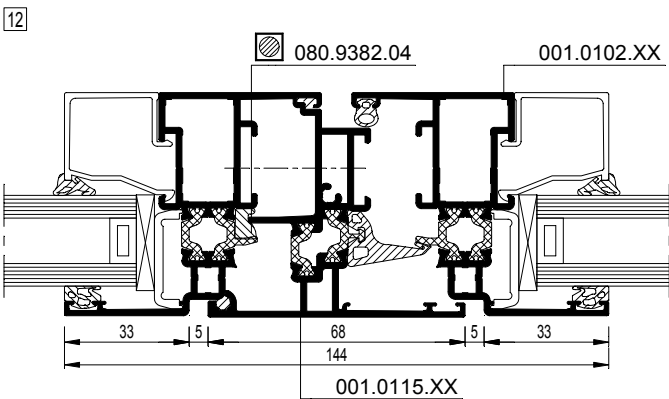
CS59-009002.dxf
 CS59-009002.dwg



☞dxf
dwg

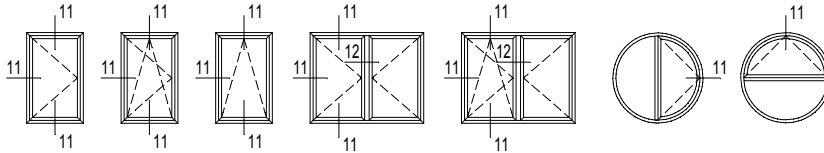


CS59-011005.dxf
 CS59-011005.dwg



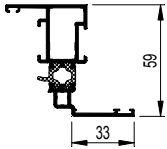
☞dxf
dwg





001.0102.XX

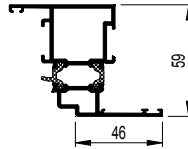
$I_x = 13.064 \text{ cm}^4$



- [11] CS59-011001.dxf
CS59-011001.dwg
- [12] CS59-012001.dxf
CS59-012001.dwg

001.0192.XX

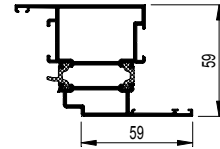
$I_x = 17.454 \text{ cm}^4$



- [11] CS59-011002.dxf
CS59-011002.dwg
- [12] CS59-012002.dxf
CS59-012002.dwg

001.0112.XX

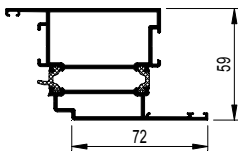
$I_x = 20.677 \text{ cm}^4$



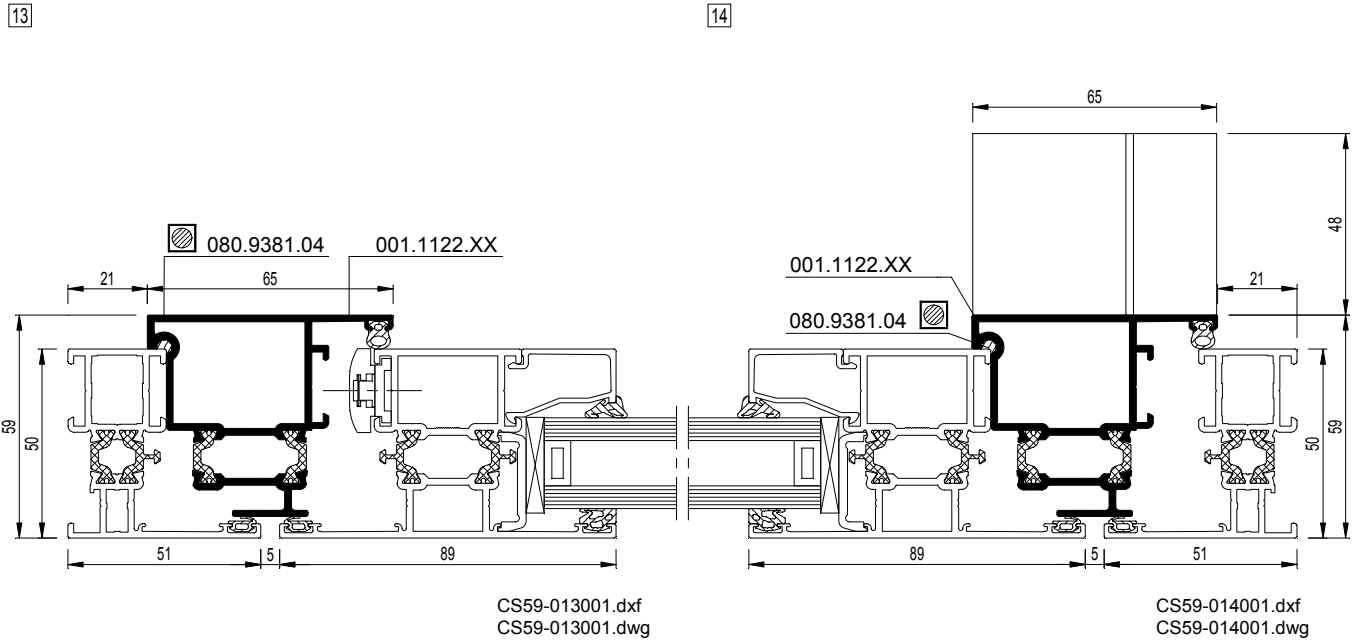
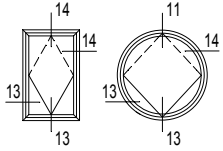
- [11] CS59-011003.dxf
CS59-011003.dwg
- [12] CS59-012003.dxf
CS59-012003.dwg

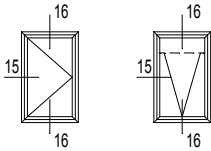
001.0121.XX

$I_x = 23.877 \text{ cm}^4$

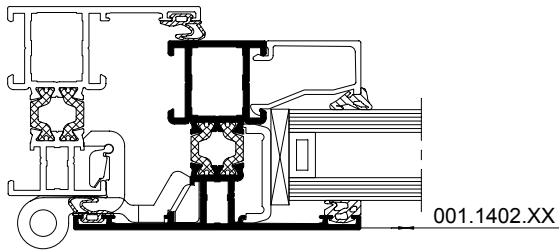


- [11] CS59-011004.dxf
CS59-011004.dwg
- [12] CS59-012004.dxf
CS59-012004.dwg





15

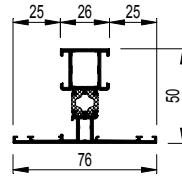


... .dxf
dwg



001.1402.XX

$I_x = 9.871 \text{ cm}^4$

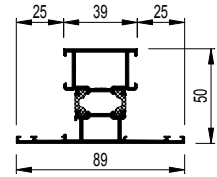


15 CS59-015001.dxf
 CS59-015001.dwg

16 CS59-016001.dxf
 CS59-016001.dwg

001.1492.XX

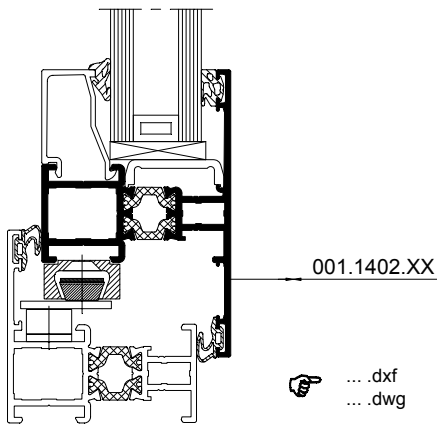
$I_x = 12.541 \text{ cm}^4$



15 CS59-015002.dxf
 CS59-015002.dwg

16 CS59-016002.dxf
 CS59-016002.dwg

16

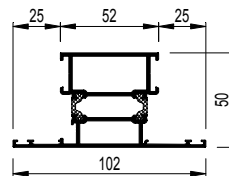


... .dxf
dwg



001.1412.XX

$I_x = 14.804 \text{ cm}^4$

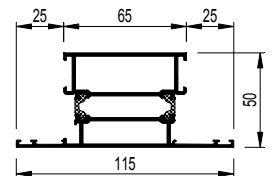


15 CS59-015003.dxf
 CS59-015003.dwg

16 CS59-016003.dxf
 CS59-016003.dwg


001.1421.XX

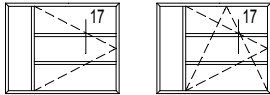
$I_x = 17.059 \text{ cm}^4$



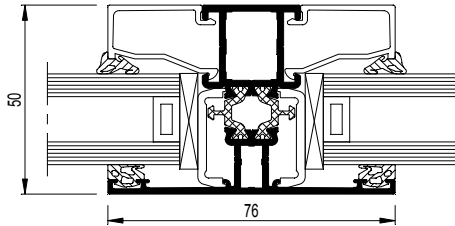
15 CS59-015004.dxf
 CS59-015004.dwg

16 CS59-016004.dxf
 CS59-016004.dwg





17

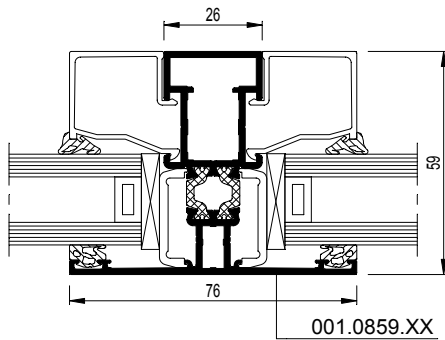


CS59-017005.dxf
 CS59-017005.dwg



Zie ook T-profielen op blz. 16-17
 Voir aussi traverses page 16-17
 See also transom-mullions on pages 16-17
 Siehe auch Sprossen Seite 16-17

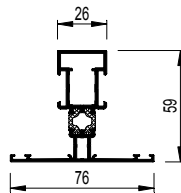
17



001.0859.XX

001.0859.XX

$I_x = 14.682 \text{ cm}^4$

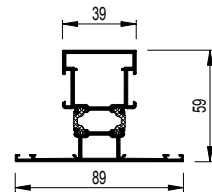


17

CS59-017001.dxf
 CS59-017001.dwg

001.0860.XX

$I_x = 18.752 \text{ cm}^4$



17

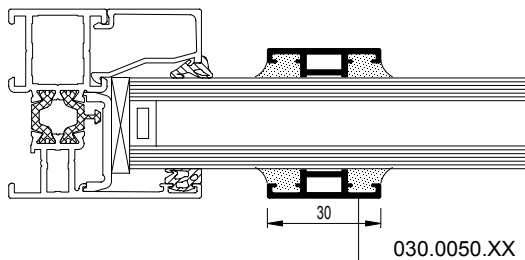
CS59-017002.dxf
 CS59-017002.dwg



... .dxf
dwg

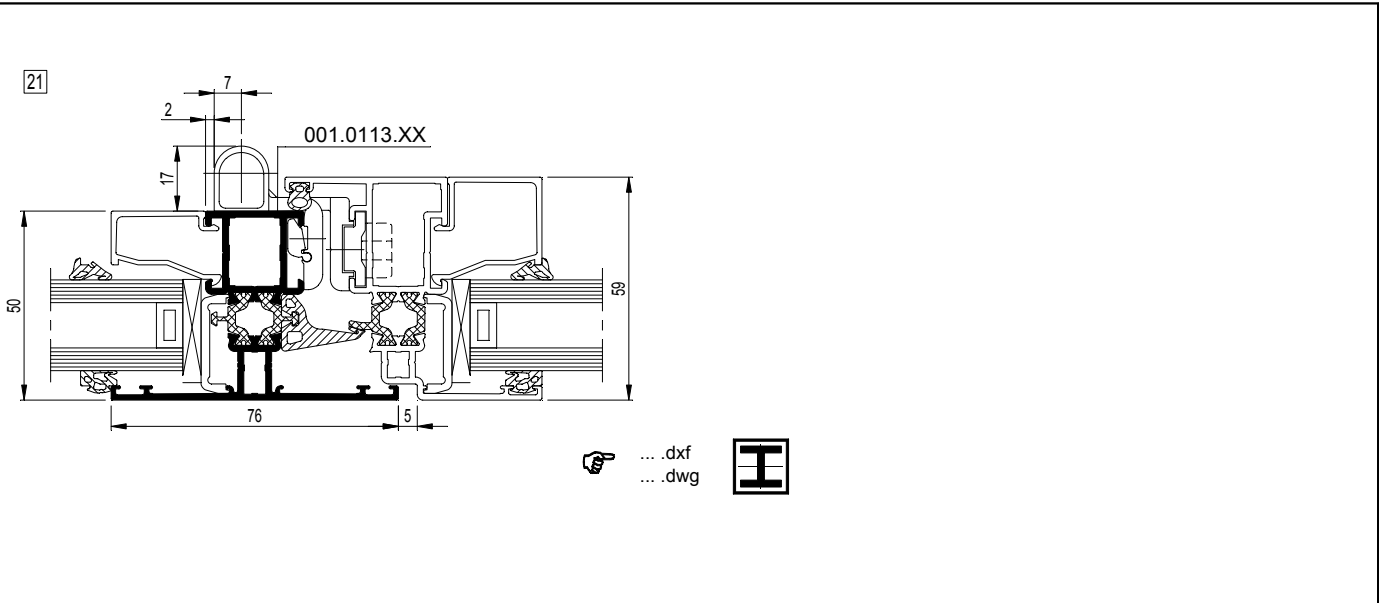
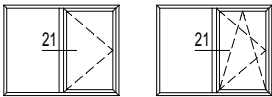


17



030.0050.XX

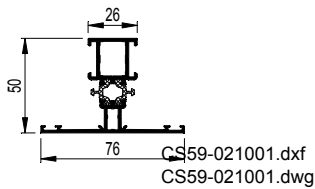
CS59-017004.dxf
 CS59-017004.dwg



... .dxf
dwg

001.0113.XX

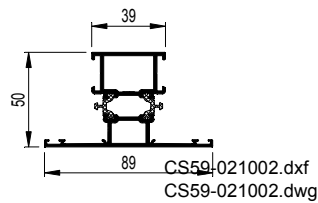
$I_x = 9.831 \text{ cm}^4$



21

001.0120.XX

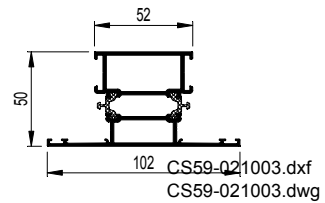
$I_x = 12.492 \text{ cm}^4$



21

001.0114.XX

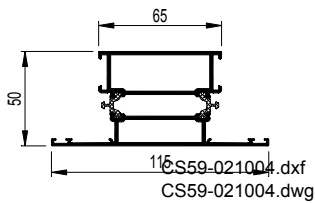
$I_x = 14.755 \text{ cm}^4$



21

001.0123.XX

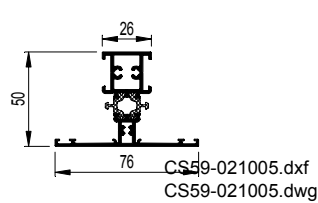
$I_x = 17.007 \text{ cm}^4$



21

001.0813.XX

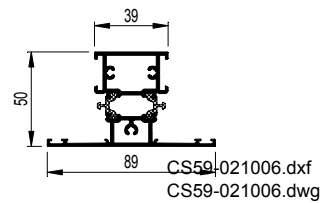
$I_x = 10.677 \text{ cm}^4$



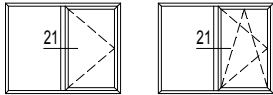
21

001.0820.XX

$I_x = 13.516 \text{ cm}^4$

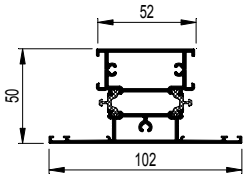


21



001.0814.XX

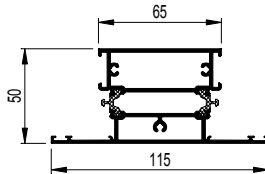
$I_x = 15.765 \text{ cm}^4$



[21] CS59-021007.dxf
 CS59-021007.dwg

001.0823.XX

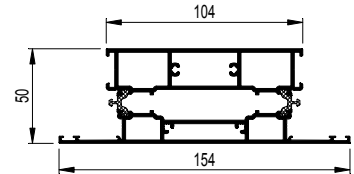
$I_x = 18.006 \text{ cm}^4$



[21] CS59-021008.dxf
 CS59-021008.dwg

001.0824.XX

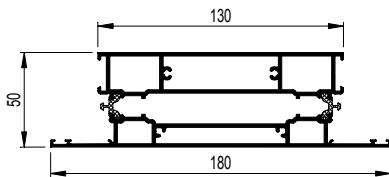
$I_x = 27.465 \text{ cm}^4$



[21] CS59-021009.dxf
 CS59-021009.dwg

001.0817.XX

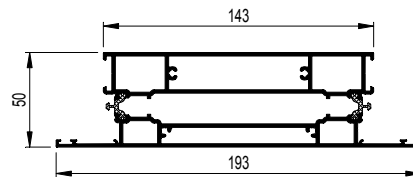
$I_x = 32.186 \text{ cm}^4$



[21] CS59-021010.dxf
 CS59-021010.dwg

001.0847.XX

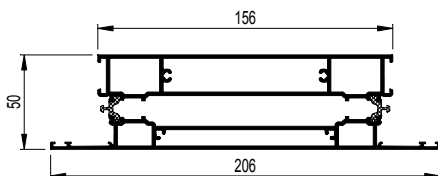
$I_x = 34.552 \text{ cm}^4$



[21] CS59-021011.dxf
 CS59-021011.dwg

001.0850.XX

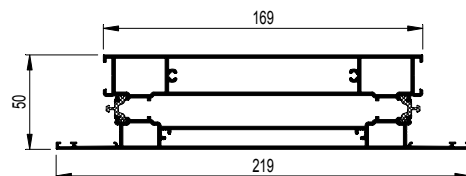
$I_x = 36.917 \text{ cm}^4$



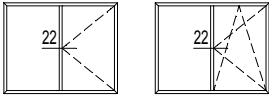
[21] CS59-021012.dxf
 CS59-021012.dwg

001.0854.XX

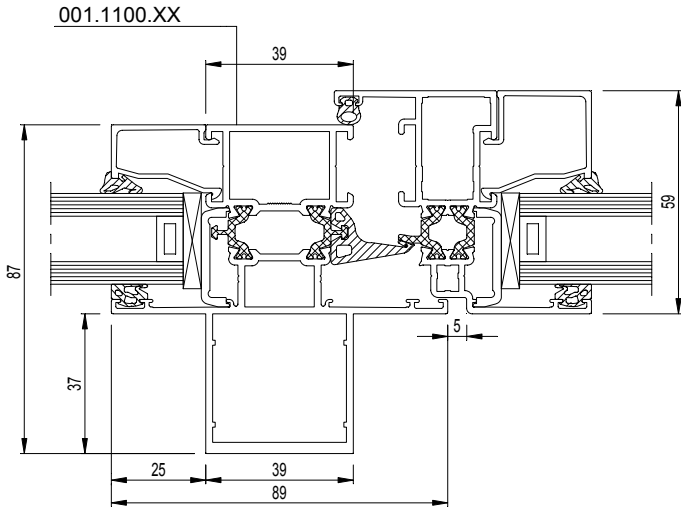
$I_x = 39.290 \text{ cm}^4$



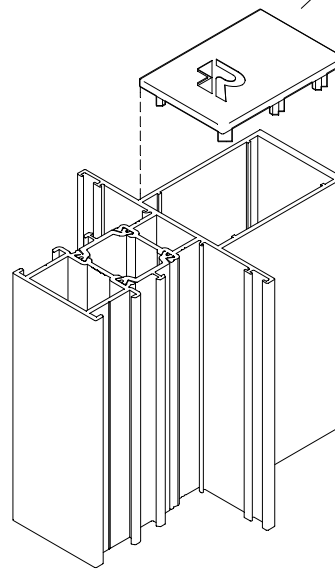
[21] CS59-021013.dxf
 CS59-021013.dwg



22



Einstukken beschikbaar
 Pièces finales disponibles
 End caps available
 Endstücke verfügbar

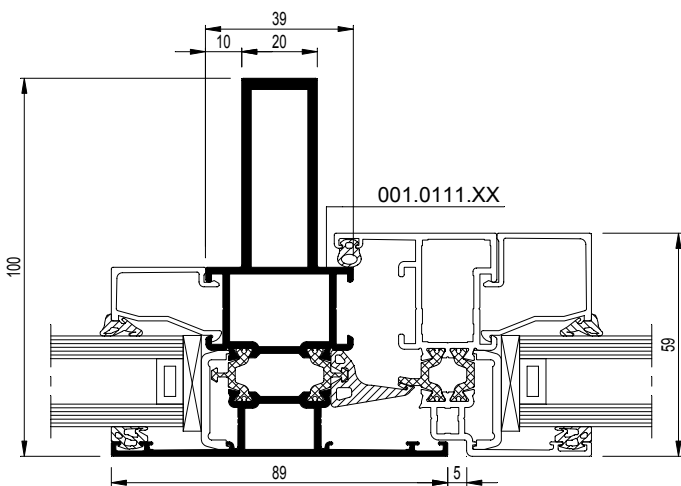


☞dxf
dwg

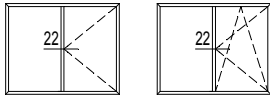


CS59-3d0002.dxf
 CS59-3d0002.dwg

22a

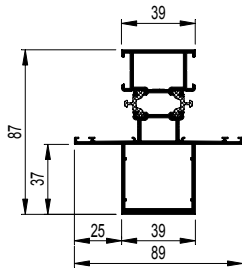


CS59-022008.dxf
 CS59-022008.dwg



001.1100.XX

$I_x = 41.443 \text{ cm}^4$

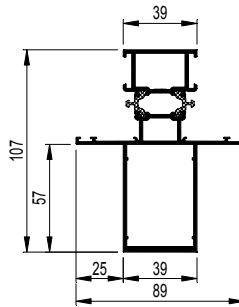


22

CS59-022001.dxf
 CS59-022001.dwg

001.1109.XX

$I_x = 69.800 \text{ cm}^4$

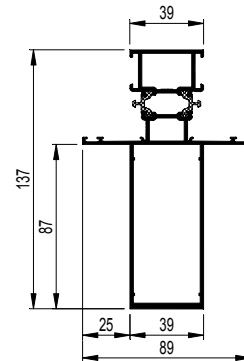


22

CS59-022002.dxf
 CS59-022002.dwg

001.1110.XX

$I_x = 151.909 \text{ cm}^4$

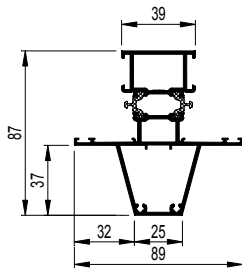


22

CS59-022003.dxf
 CS59-022003.dwg

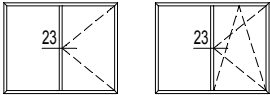
001.0420.XX

$I_x = 34.648 \text{ cm}^4$

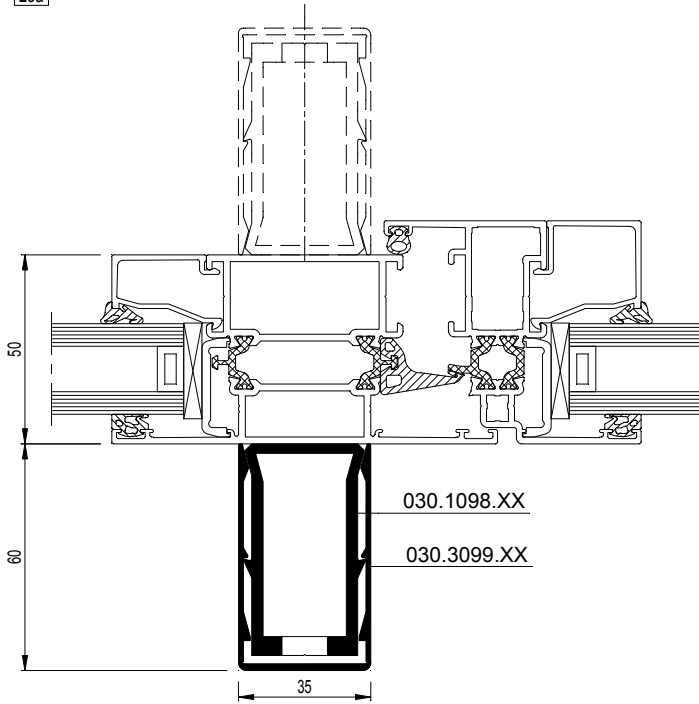


22

CS59-022007.dxf
 CS59-022007.dwg



23a



... .dxf
dwg

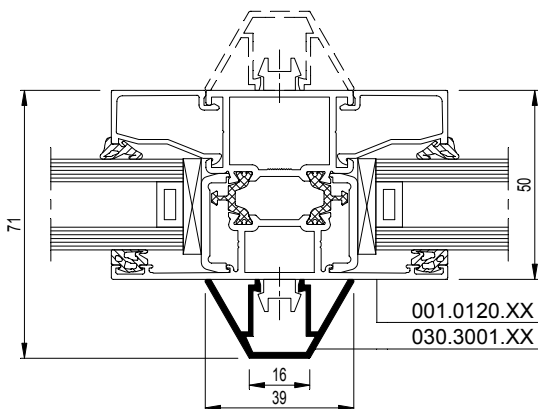


23

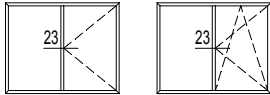
Nota : voor keuze van versterking : zie waarden op blz 22-23
 Note : pour choix de renforcement : voir valeurs page 22-23
 Note: For choice of reinforcement, see values on pages 22-23
 Note : für Verstärkungswahl : siehe Werte Seite 22-23

23

Nota : geen versterking, enkel esthetiek
 Note : pas de renforcements, seulement esthétique
 Note: No reinforcement only aesthetics
 Nota : keine Verstärkung, nur Ästhetik



CS59-023002.dxf
 CS59-023002.dwg



030.1098.XX

$I_x = 19.656 \text{ cm}^4$



23

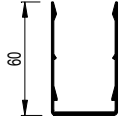
CS59-023003.dxf
 CS59-023003.dwg

23a

CS59-023005.dxf
 CS59-023005.dwg

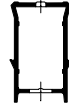
030.3099.XX

$I_x = 9.625 \text{ cm}^4$



030.1097.XX

$I_x = 10.260 \text{ cm}^4$



23

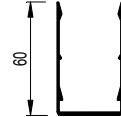
CS59-023004.dxf
 CS59-023004.dwg

23a

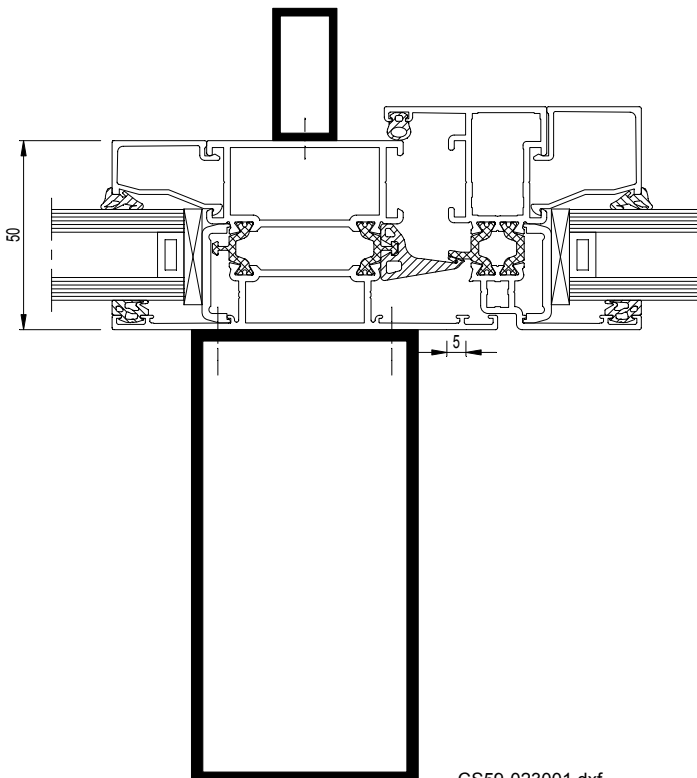
CS59-023006.dxf
 CS59-023006.dwg

030.3099.XX

$I_x = 9.625 \text{ cm}^4$



23



CS59-023001.dxf
 CS59-023001.dwg

Opmerking: - Versteviging van binnenzijde + scharnier is niet mogelijk indien de binnenzijde van een T-profiel < 75 mm is. Fixing: every 300 mm
- Bevestiging: om de 300 mm
- Bij horizontale versteviging, contacteer Reynaers Consult



Remarque: - Positionnement du renfort à l'intérieur en présence de charnières non possible sur profilé-T de largeur intérieure < 75 mm
- Fixation: tous les 300 mm
- Pour utilisation comme renfort horizontal, contactez Reynaers Consult

Remark: - Reinforcement of inner side + hinge is not possible in case the inner side of a transom-mullion < 75 mm
- For horizontal reinforcements, please contact Reynaers Consult - tel. 0121 421 1999

Anmerkung: - Verstärkung der Innenseite und des Bandes ist unmöglich wenn die Innenseite einer Sprosse < 75 mm
- Befestigung: jede 300 mm
- Bei horizontaler Verstärkung, bitte nehmen Sie Kontakt auf mit Reynaers Consult

 T-profiel Traverse Transom-mullion Sprosse	Versteviging langs binnen Renforcement du côté intérieur Reinforcement inside Verstärkung der Innenseite			Versteviging langs buiten Renforcement du côté extérieur Reinforcement outside Verstärkung der Aussenseite			
	Zonder versteviging Sans renforcement Without reinforcement Ohne Verstärkung	met avec with mit	030.1097.XX 	met avec with mit	030.1098.XX 		
	lx cm4	Wx cm3	i	lx cm4	Wx cm3	lx cm4	Wx cm3
001.0113.XX 	9.831	3.216	e	44.03	8.37	66.80	11.39
			i	64.78	10.52	97.23	17.48
001.0120.XX 	12.489	4.209	e	50.82	9.10	77.21	14.02
			i	69.10	10.90	104.18	18.00
001.0114.XX 	14.755	5.049	e	55.68	9.62	101.467	17.075


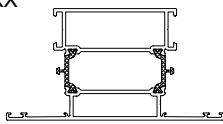
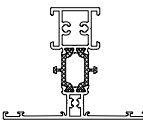
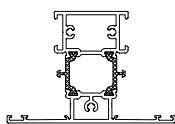
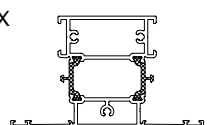
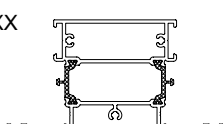
Opmerking: - Versteving van binnenzijde + scharnier is niet mogelijk indien de binnenzijde van een T-profiel < 75 mm
- Bevestiging: om de 300 mm
- Bij horizontale versteving, contacteer Reynaers Consult

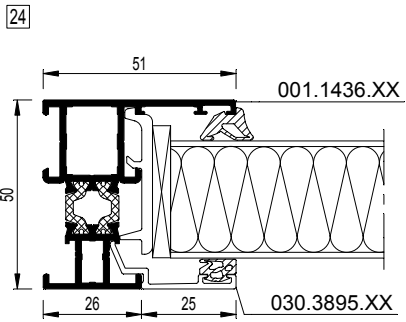
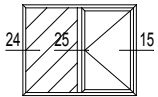


Remarque: - Positionnement du renfort à l'intérieur en présence de charnières non possible sur profilé-T de largeur intérieure < 75 mm
- Fixation: tous les 300 mm
- Pour utilisation comme renfort horizontal, contactez Reynaers Consult

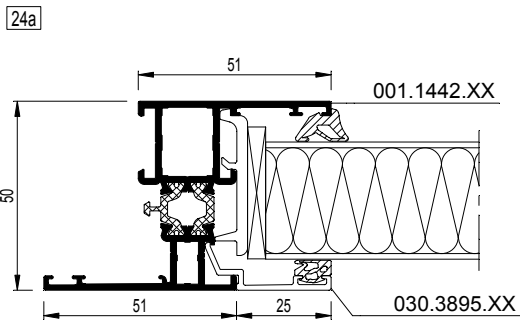
Remark: - Reinforcement of inner side + hinge is not possible in case the inner side of a transom-mullion < 75 mm
- For horizontal reinforcements, please contact Reynaers Consult - tel. 0121 421 1999

Anmerkung: - Verstärkung der Innenseite und des Bandes ist unmöglich wenn die Innenseite einer Sprosse < 75 mm Fixing: every 300 mm
- Befestigung: jede 300 mm
- Bei horizontaler Verstärkung, bitte nehmen Sie Kontakt auf mit Reynaers Consult

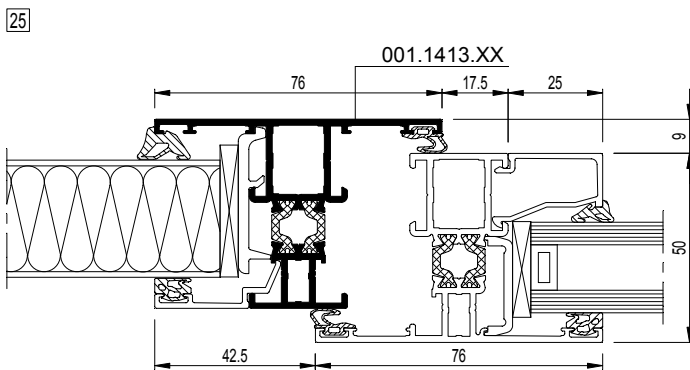
 T-profiel Traverse Transom-mullion Sprosse	Zonder versteving Sans renforcement Without reinforcement Ohne Verstärkung			met avec with mit 030.1097.XX		met avec with mit 030.1098.XX	
	lx cm4	Wx cm3		lx cm4	Wx cm3	lx cm4	Wx cm3
001.0123.XX 	17.007	5.886	e	60.05	10.08	91.16	16.48
			i	73.02	11.26	110.39	18.46
001.0813.XX 	10.677	3.594	e	47.07	8.70	71.43	12.51
			i				
001.0820.XX 	13.516	4.641	e	53.84	9.40	81.94	15.32
			i	66.64	10.66	100.52	17.67
001.0814.XX 	15.765	5.476	e	58.35	9.88	88.77	16.24
			i	70.75	11.03	107.05	18.16
001.0823.XX 	18.006	6.309	e	62.46	10.31	94.91	16.81
			i	74.53	11.38	112.95	18.61



... .dxf
dwg



CS59-024005.dxf
 CS59-024005.dwg

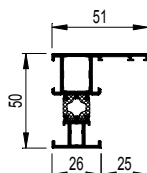


... .dxf
dwg



001.1436.XX

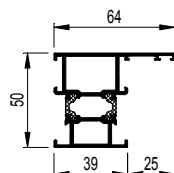
$I_x = 8.199 \text{ cm}^4$



CS59-024001.dxf
 CS59-024001.dwg

001.1483.XX

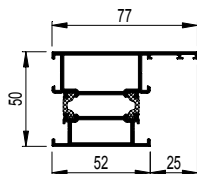
$I_x = 10.915 \text{ cm}^4$



CS59-024002.dxf
 CS59-024002.dwg

001.1425.XX

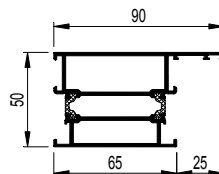
$I_x = 13.231 \text{ cm}^4$



CS59-024003.dxf
 CS59-024003.dwg

001.1440.XX

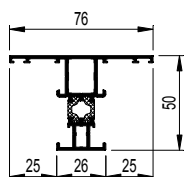
$I_x = 15.517 \text{ cm}^4$



CS59-024004.dxf
 CS59-024004.dwg

001.1413.XX

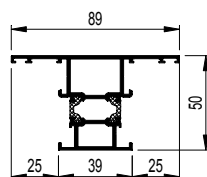
$I_x = 9.492 \text{ cm}^4$



CS59-025001.dxf
 CS59-025001.dwg

001.1416.XX

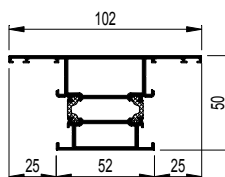
$I_x = 12.421 \text{ cm}^4$



CS59-025002.dxf
 CS59-025002.dwg

001.1414.XX

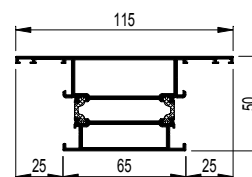
$I_x = 14.863 \text{ cm}^4$



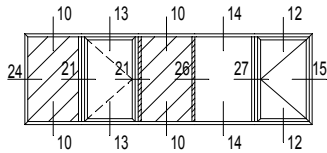
CS59-025003.dxf
 CS59-025003.dwg

001.1423.XX

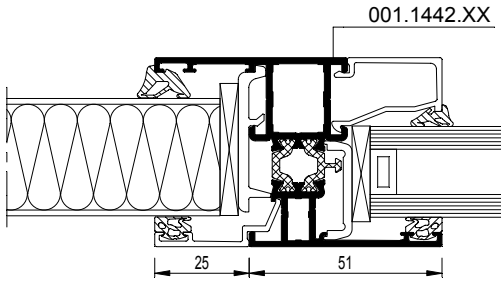
$I_x = 17.243 \text{ cm}^4$



CS59-025004.dxf
 CS59-025004.dwg



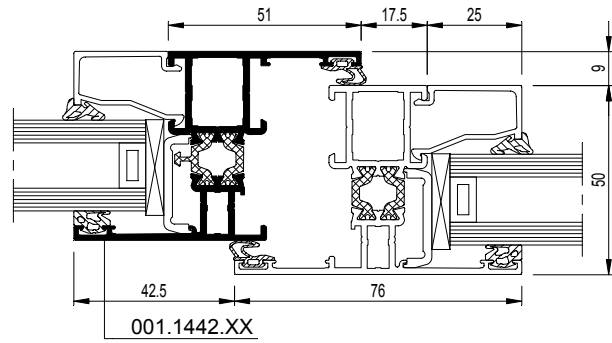
26



... .dxf
dwg



27

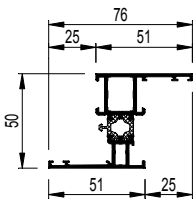


... .dxf
dwg



001.1442.XX

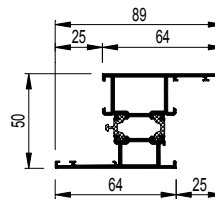
$I_x = 10.688 \text{ cm}^4$



- 26 CS59-026001.dxf
CS59-026001.dwg
- 27 CS59-027001.dxf
CS59-027001.dwg

001.1443.XX

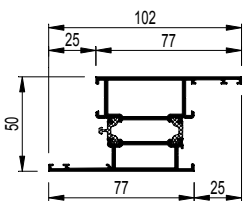
$I_x = 13.258 \text{ cm}^4$



- 26 CS59-026002.dxf
CS59-026002.dwg
- 27 CS59-027002.dxf
CS59-027002.dwg

001.1451.XX

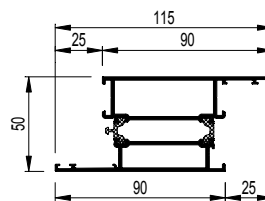
$I_x = 15.487 \text{ cm}^4$



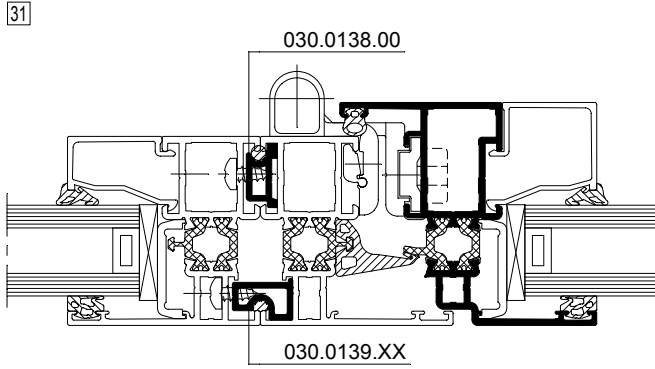
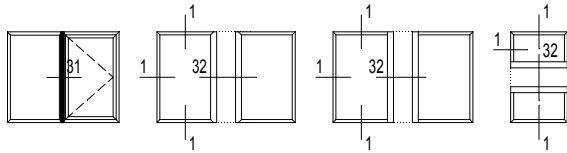
- 26 CS59-026003.dxf
CS59-026003.dwg
- 27 CS59-027003.dxf
CS59-027003.dwg

001.1444.XX

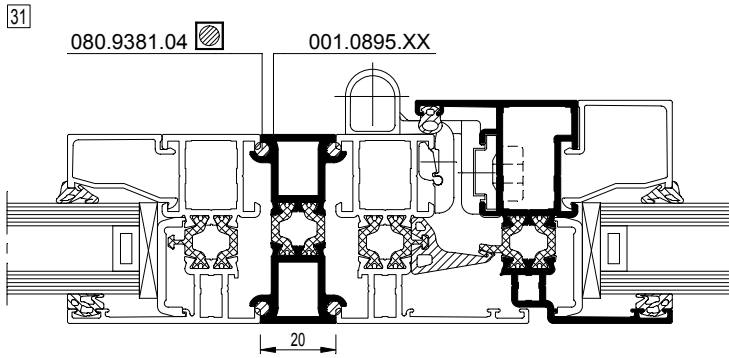
$I_x = 17.713 \text{ cm}^4$



- 26 CS59-026004.dxf
CS59-026004.dwg
- 27 CS59-027004.dxf
CS59-027004.dwg

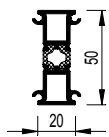


CS59-031001.dxf
 CS59-031001.dwg



001.0895.XX

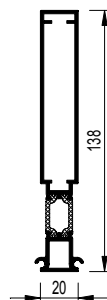
$I_x = 7.010 \text{ cm}^4$



CS59-031002.dxf
 CS59-031002.dwg

005.1848.XX

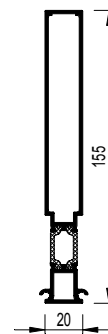
$I_x = 90.907 \text{ cm}^4$



CS59-031004.dxf
 CS59-031004.dwg

006.0371.XX

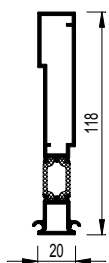
$I_x = 120.097 \text{ cm}^4$



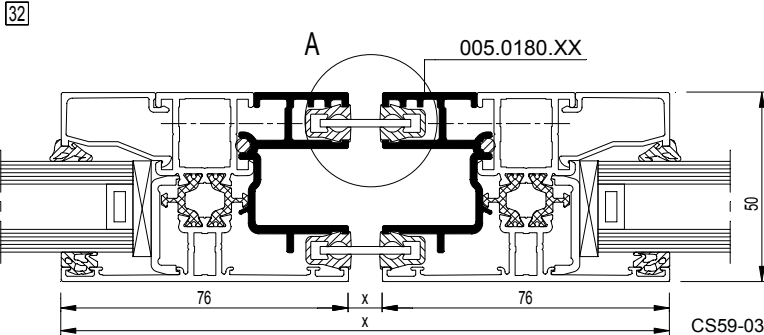
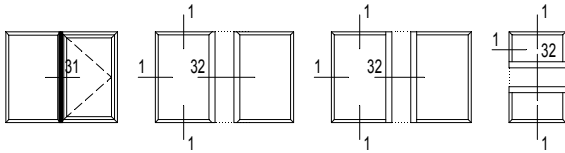
CS59-031001.dxf
 CS59-031001.dwg

005.1837.XX

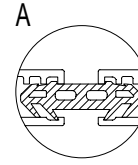
$I_x = 58.021 \text{ cm}^4$



CS59-031003.dxf
 CS59-031003.dwg



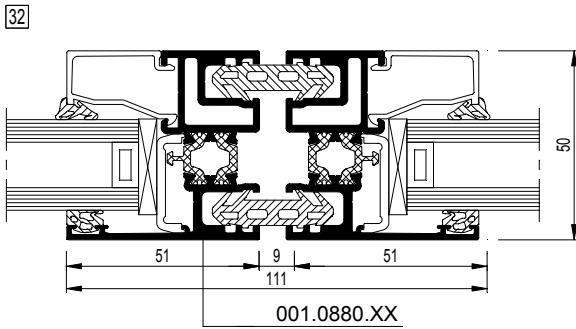
VARIANTE



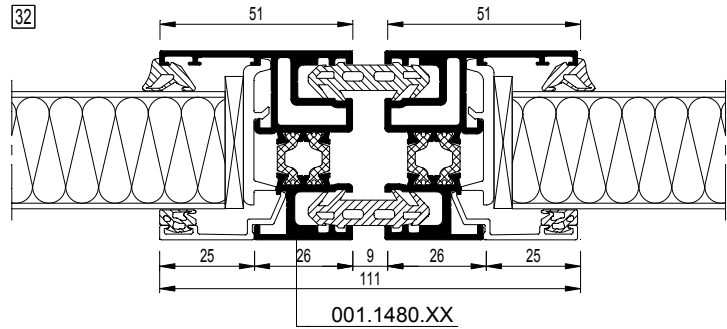
CS59-032002.dxf
 CS59-032002.dwg

CS59-032001.dxf
 CS59-032001.dwg

Naar buiten draaiend
 Ouvrant vers l'extérieur
 Outward opening
 nach außen öffnend

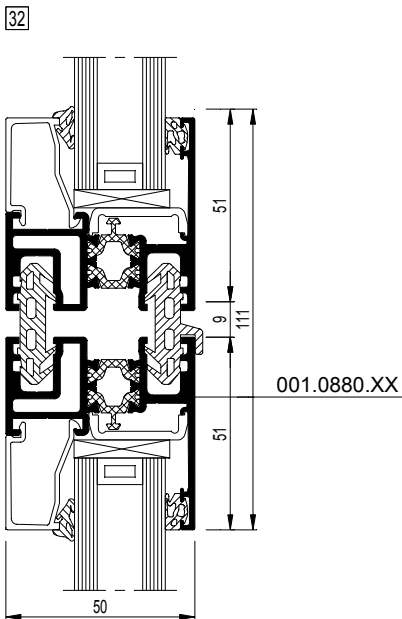


CS59-032003.dxf
 CS59-032003.dwg

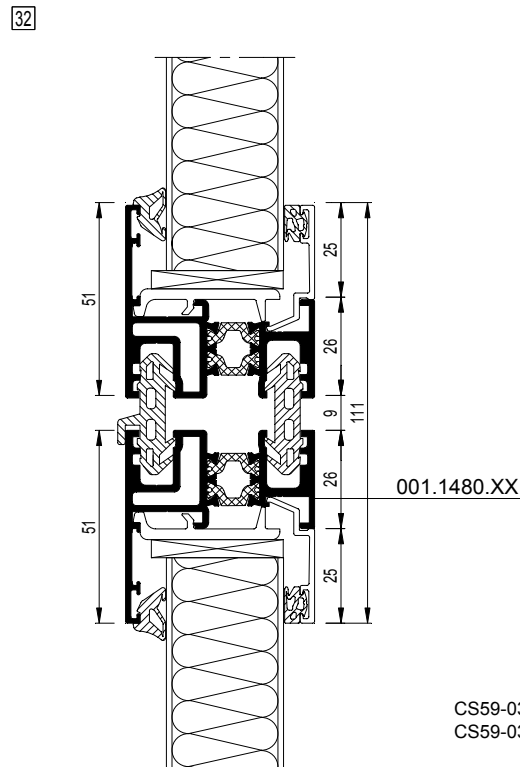


Naar buiten draaiend
 Outward opening
 Ouvrant vers l'extérieur
 nach außen öffnend

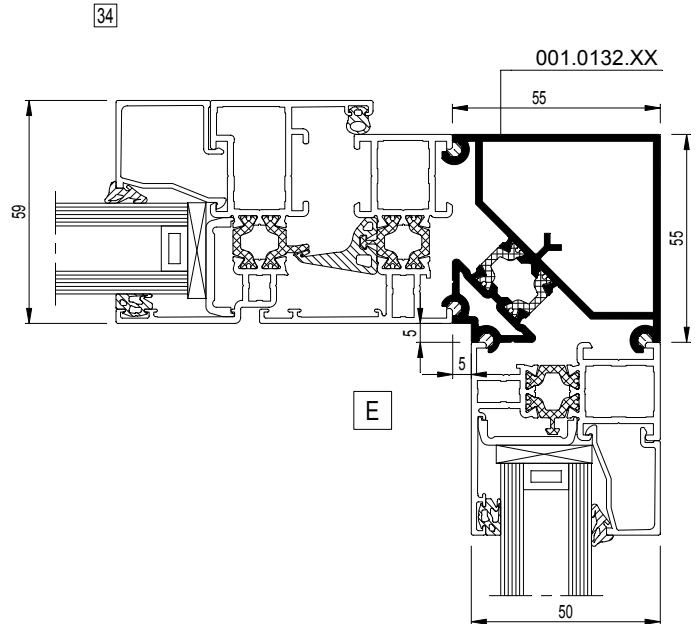
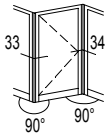
CS59-032005.dxf
 CS59-032005.dwg



CS59-032004.dxf
 CS59-032004.dwg

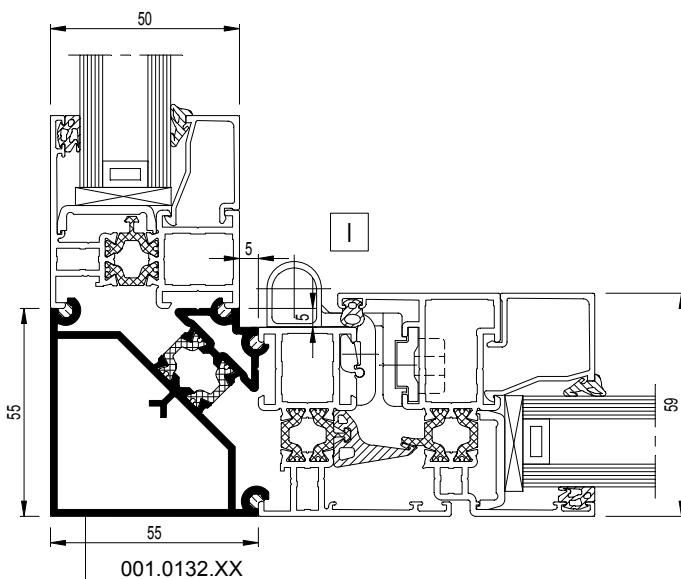


CS59-032006.dxf
 CS59-032006.dwg

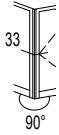


CS59-034001.dxf
 CS59-034001.dwg

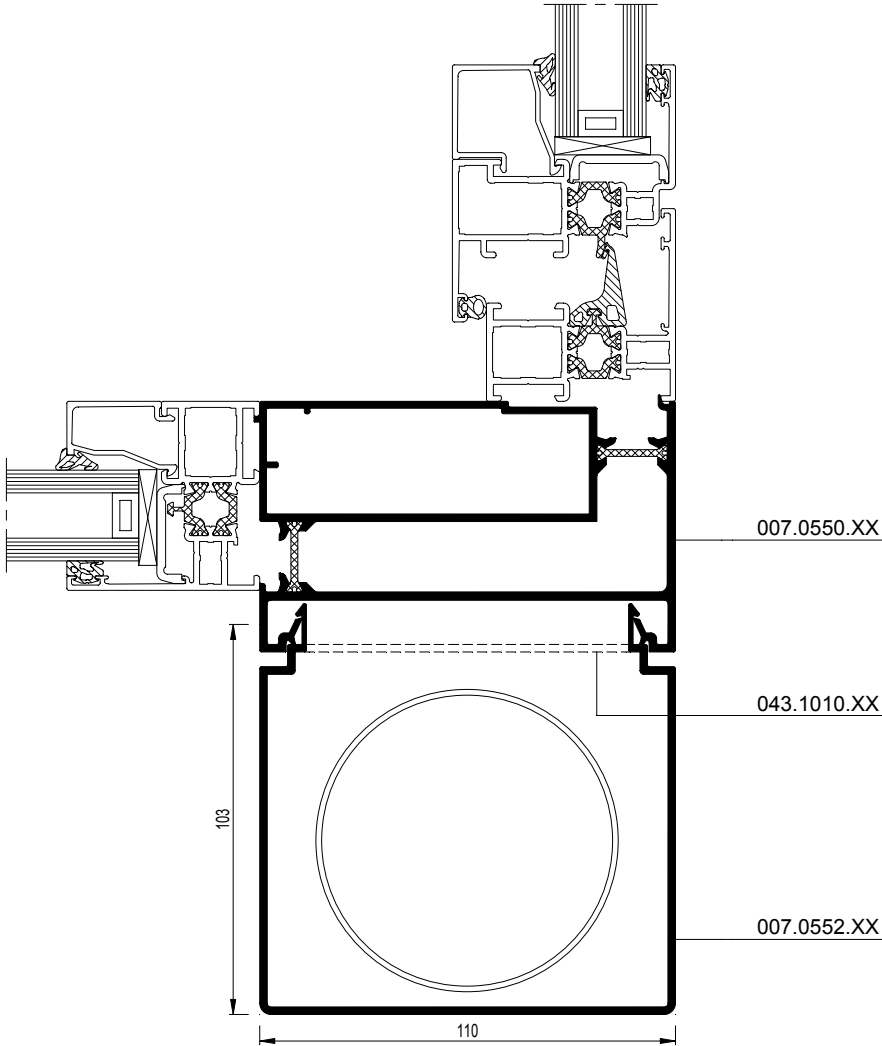
33



CS59-033001.dxf
 CS59-033001.dwg

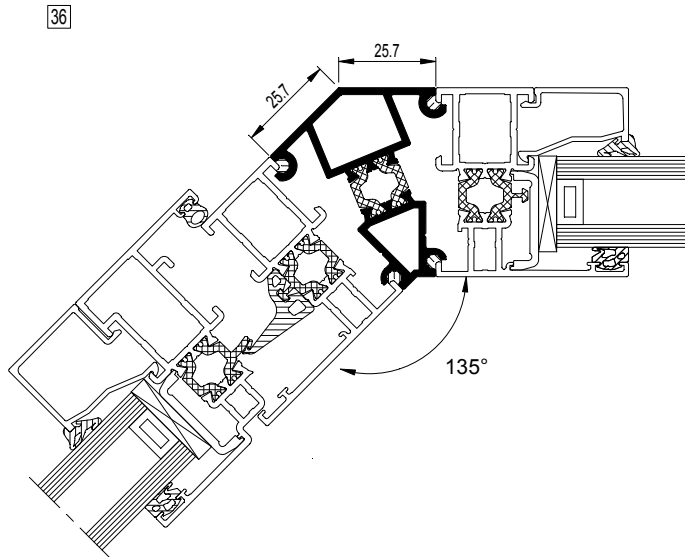
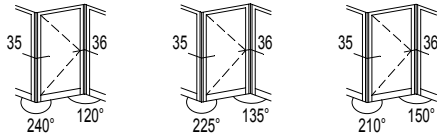


33

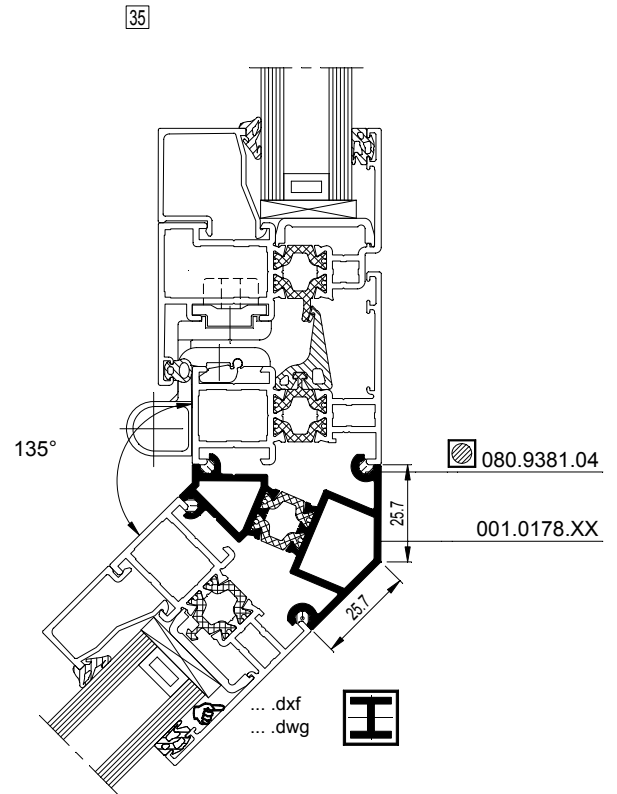


VARIANTE

CS59-033002.dxf
CS59-033002.dwg



☞dxf
dwg

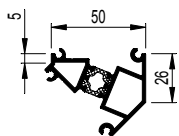


☞dxf
dwg

001.0178.XX

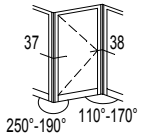
$I_x = 4.278 \text{ cm}^4$

135°

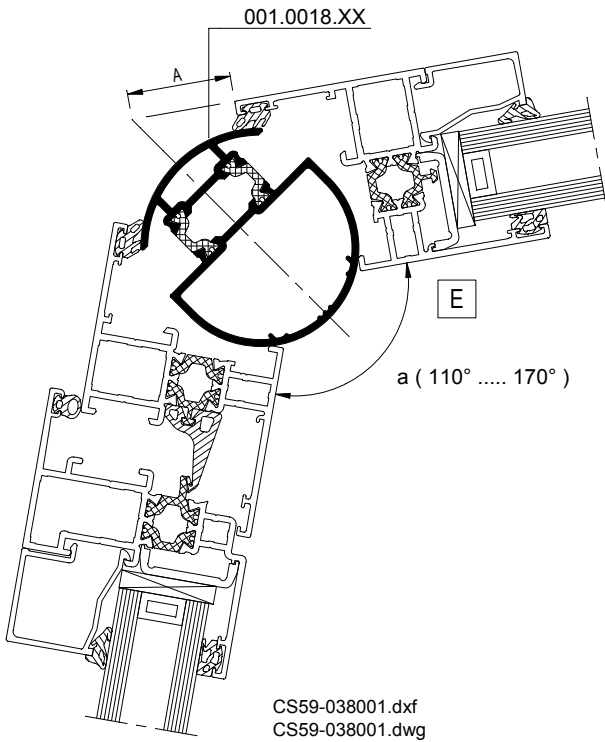


35 CS59-035002.dxf
 CS59-035002.dwg

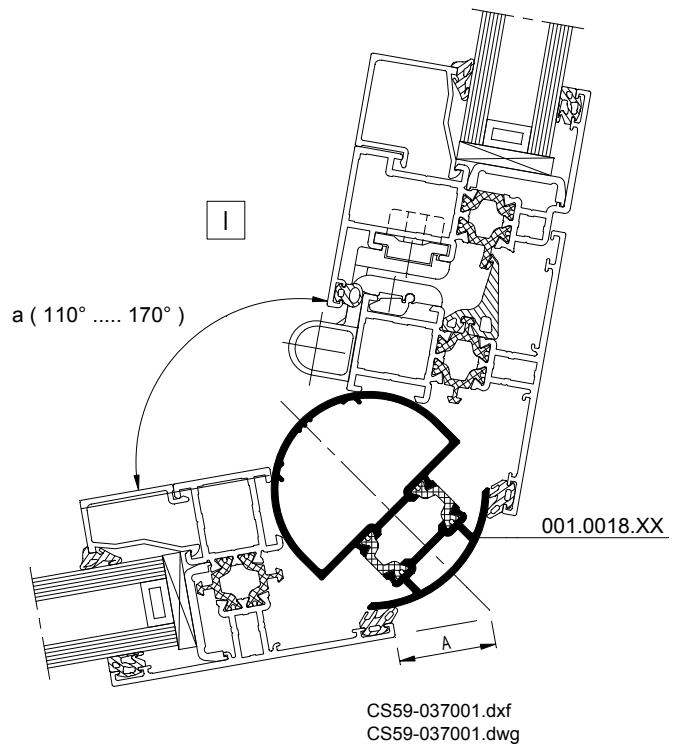
36 CS59-036002.dxf
 CS59-036002.dwg



38



37



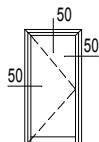
a	A
170°	4
160°	8
150°	12.5
140°	17
130°	22
120°	27.5
110°	33.5

CS 59 (doors)

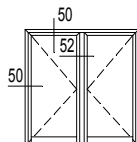


5 Doors inward opening

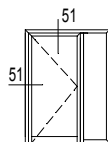
Inward opening doors



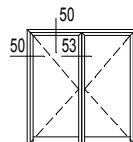
CS 59 - 050



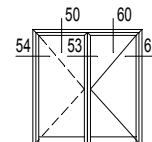
CS 59 - 050



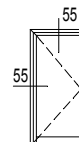
CS 59 - 050



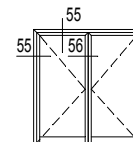
CS 59 - 051



CS 59 - 051



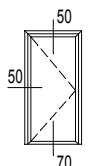
CS 59 - 052



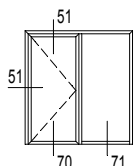
CS 59 - 052

... with window profiles

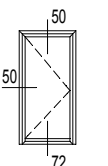
Inward opening doors with vent crimped all round



CS 59 - 053

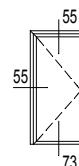


CS 59 - 053

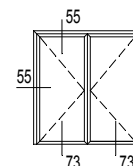


CS 59 - 053

... with window profiles

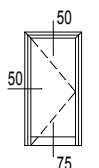


CS 59 - 052

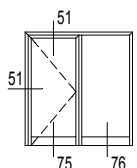


CS 59 - 052

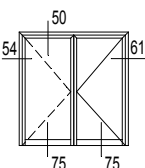
Doors with transom-mullion



CS 59 - 054

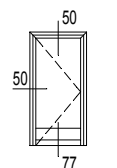


CS 59 - 054

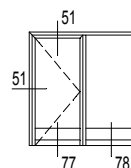


CS 59 - 054

Doors with watertight connection profile



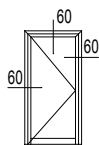
CS 59 - 055



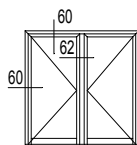
CS 59 - 055

6 Doors outward opening

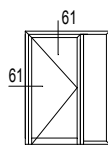
Outward opening doors



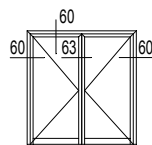
CS 59 - 060



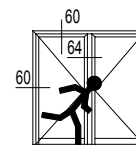
CS 59 - 060



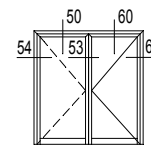
CS 59 - 060



CS 59 - 061

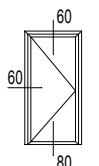


CS 59 - 061

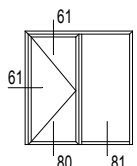


CS 59 - 051

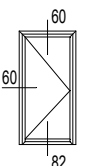
Outward opening doors with vent crimped all round



CS 59 - 062

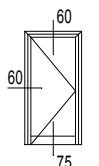


CS 59 - 062

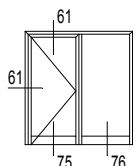


CS 59 - 062

Doors with transom-mullion

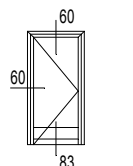


CS 59 - 054

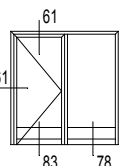


CS 59 - 054

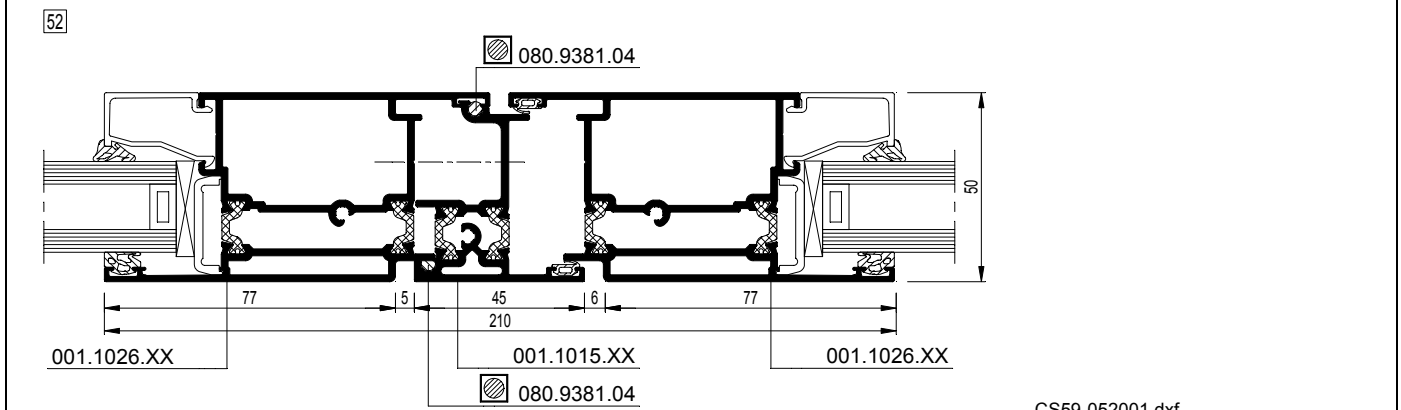
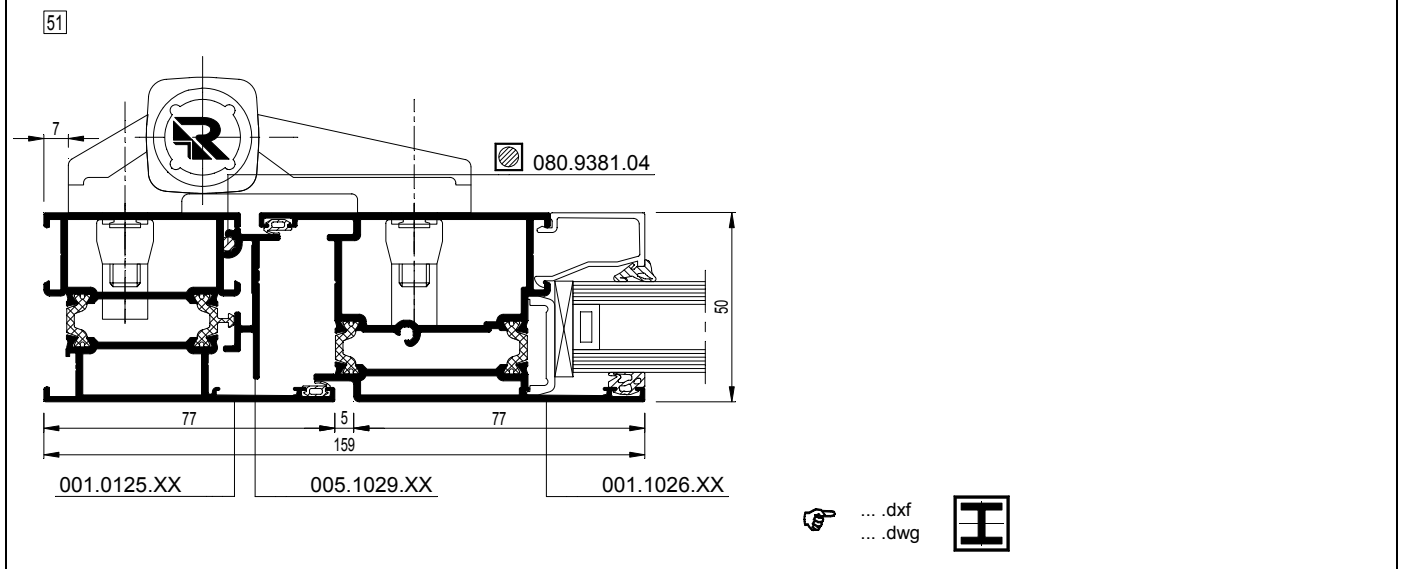
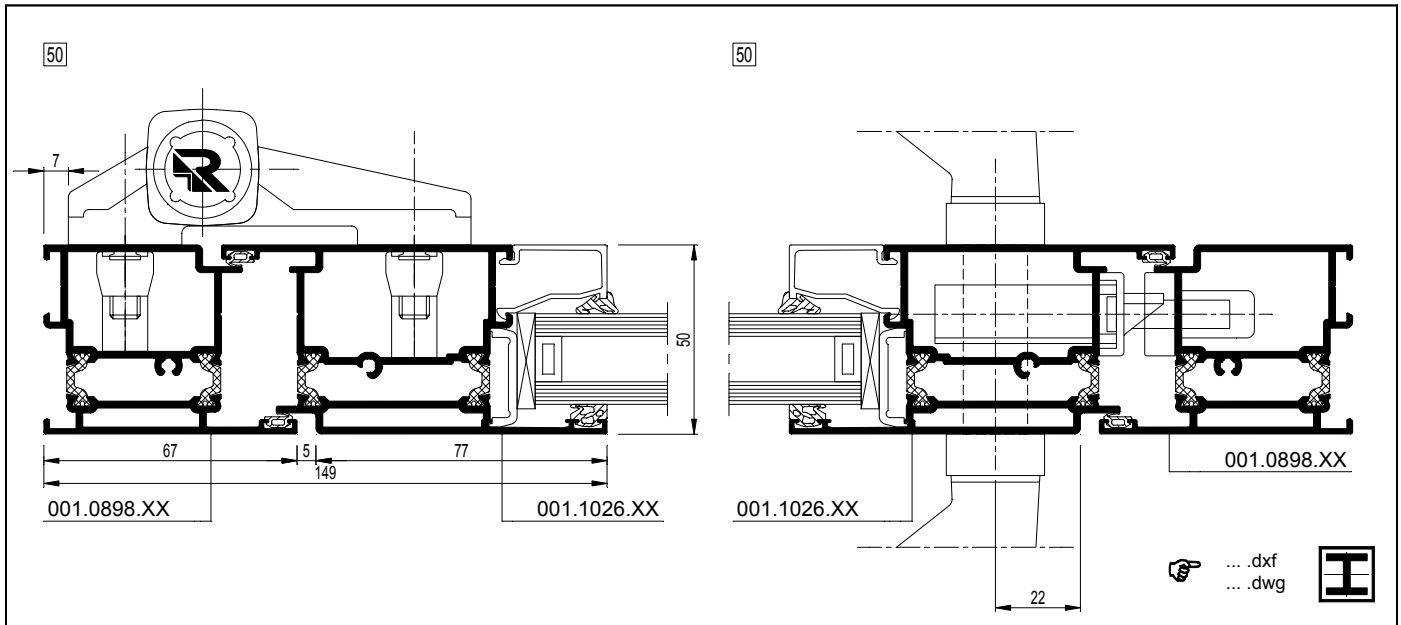
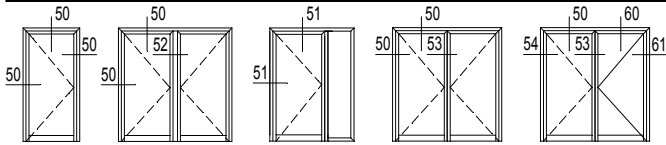
Doors with watertight connection profile



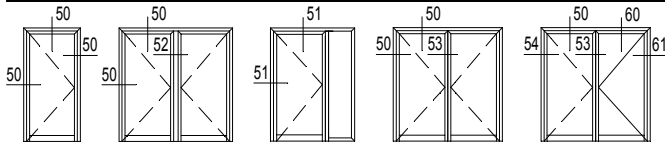
CS 59 - 063



CS 59 - 063



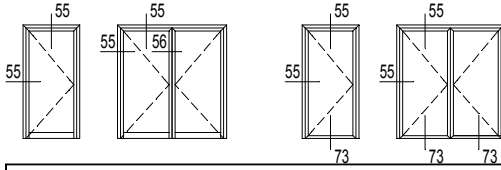
CS59-052001.dxf
 CS59-052001.dwg



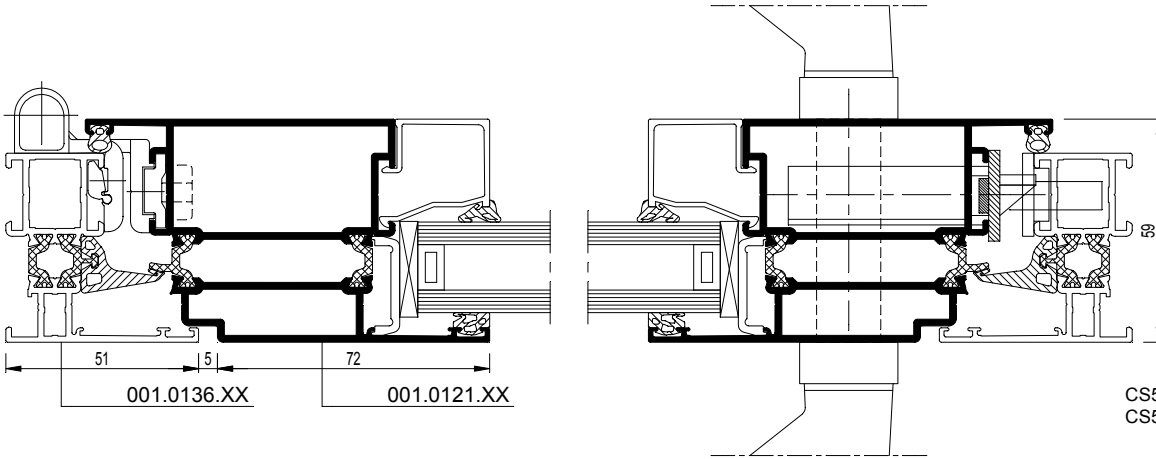
<p>001.0898.XX</p> <p>$I_x = 12.386 \text{ cm}^4$</p> <p>[50] CS59-050001.dxf CS59-050001.dwg</p>	<p>001.0839.XX</p> <p>$I_x = 13.723 \text{ cm}^4$</p> <p>[50] CS59-050002.dxf CS59-050002.dwg</p>	<p>005.1029.XX</p> <p>$I_x = 1.861 \text{ cm}^4$</p> <p>[51] CS59-051001.dxf CS59-051001.dwg</p>	<p>001.0027.XX</p> <p>$I_x = 8.233 \text{ cm}^4$</p> <p>[51] CS59-051002.dxf CS59-051002.dwg</p>
---	---	--	--

<p>[53] ZT</p> <p>001.1014.XX 001.1026.XX</p> <p>CS59-053001.dxf CS59-053001.dwg</p>	<p>001.0114.XX</p> <p>$I_x = 14.753 \text{ cm}^4$</p> <p>[51] CS59-051003.dxf CS59-051003.dwg</p>
---	---

<p>[54]</p> <p>001.0125.XX 001.0027.XX 001.1026.XX</p> <p>080.9381.04</p> <p>CS59-054001.dxf CS59-054001.dwg</p>
--

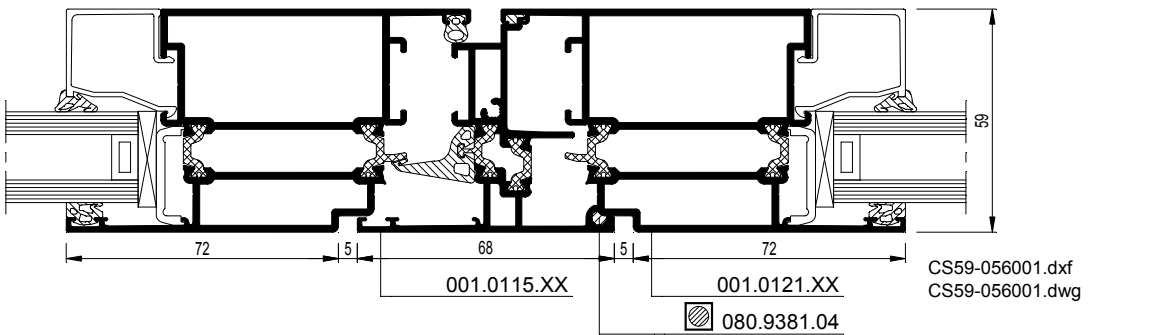


55



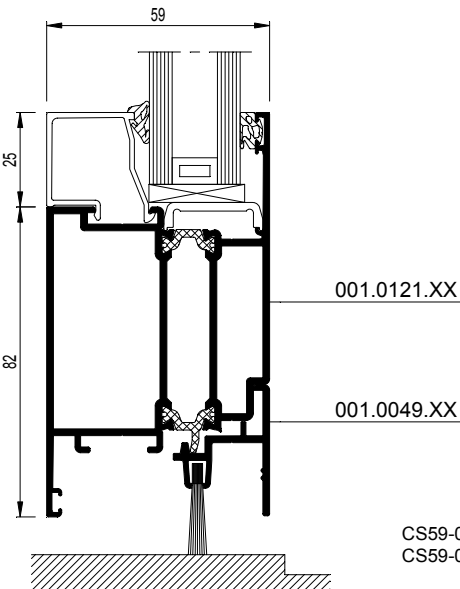
CS59-055001.dxf
 CS59-055001.dwg

56

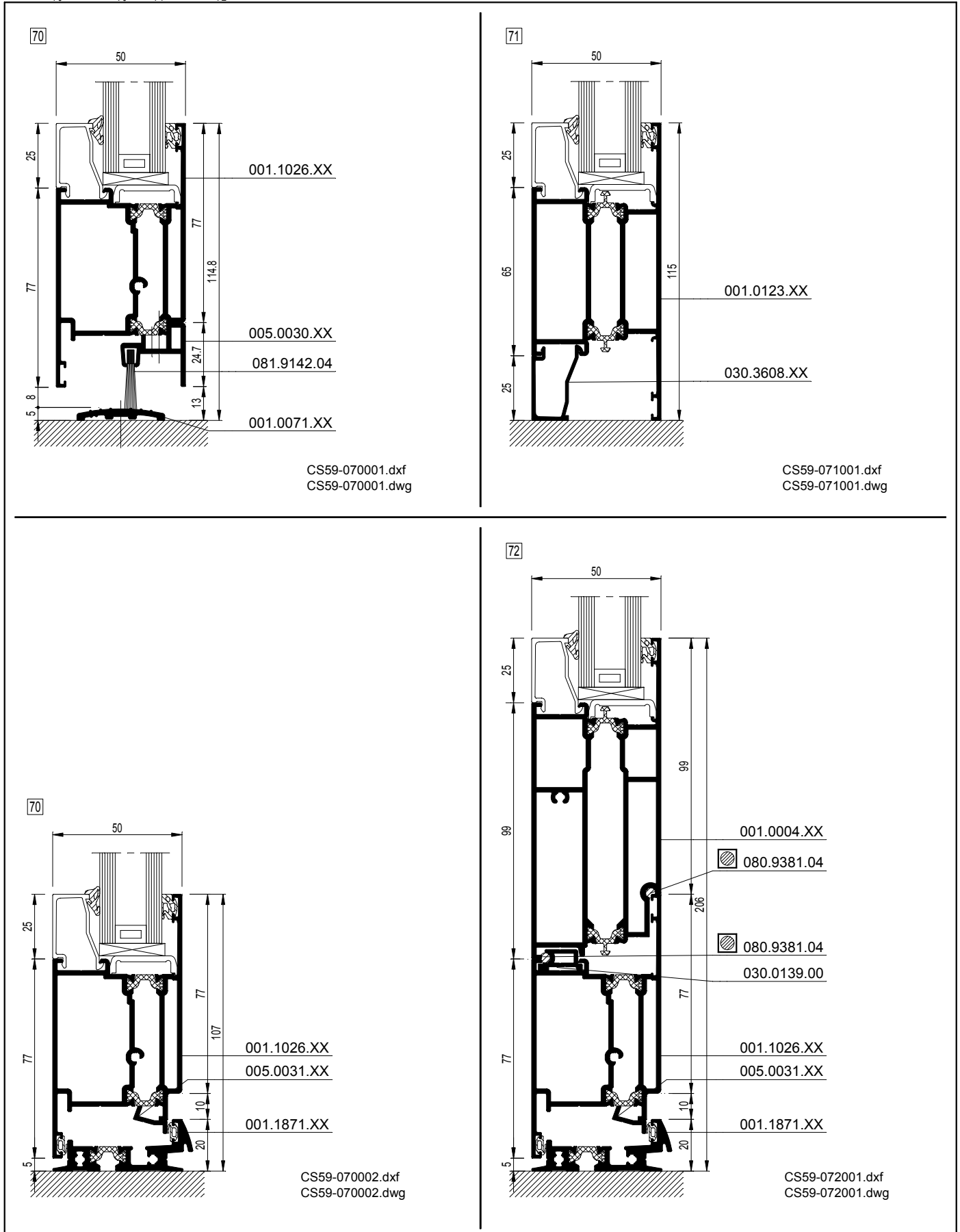
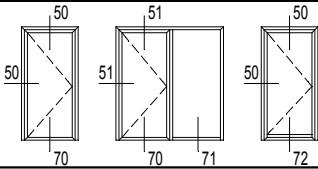


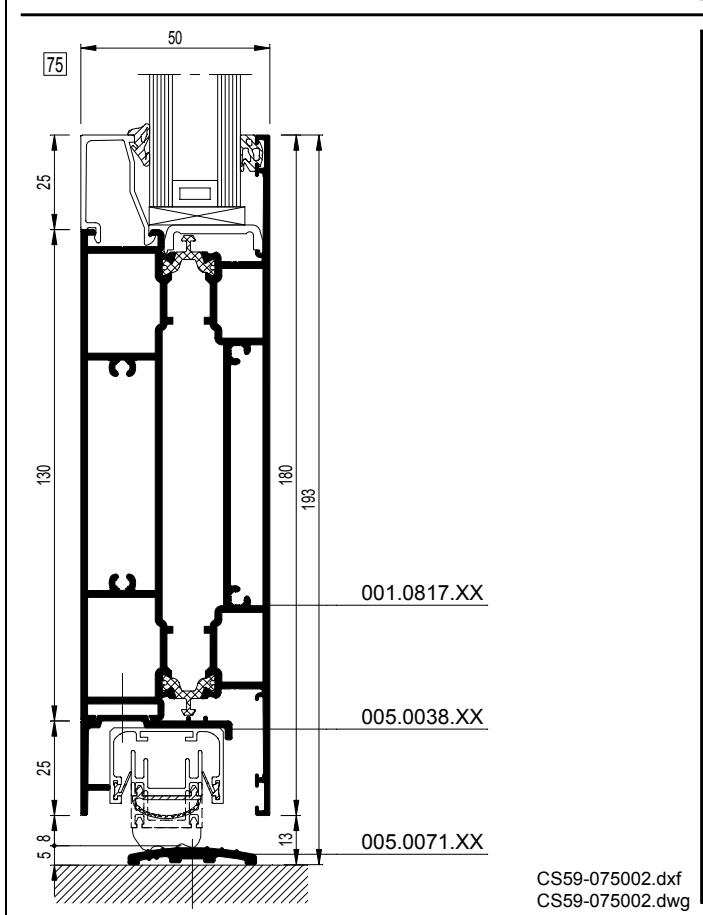
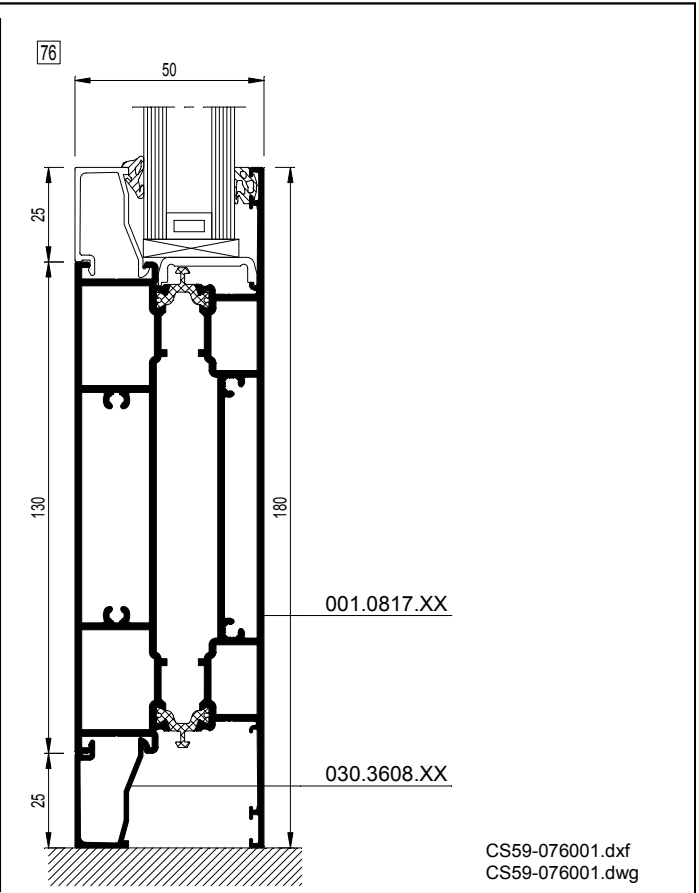
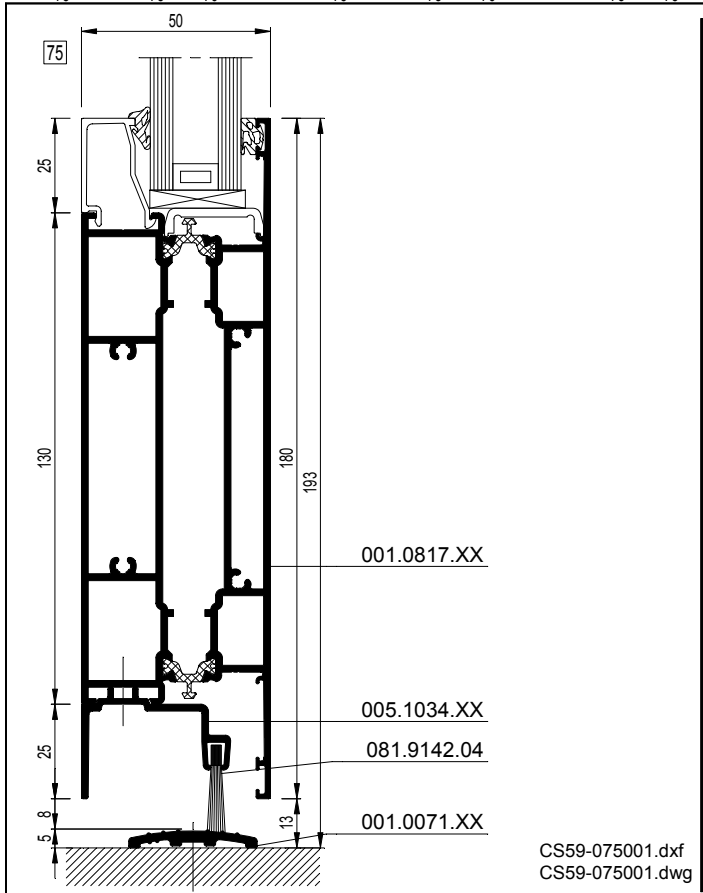
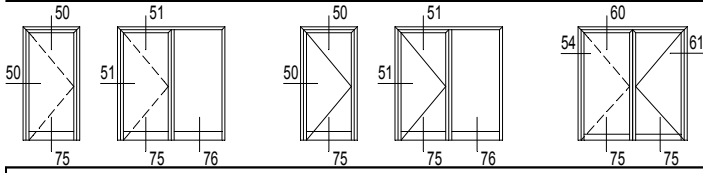
CS59-056001.dxf
 CS59-056001.dwg

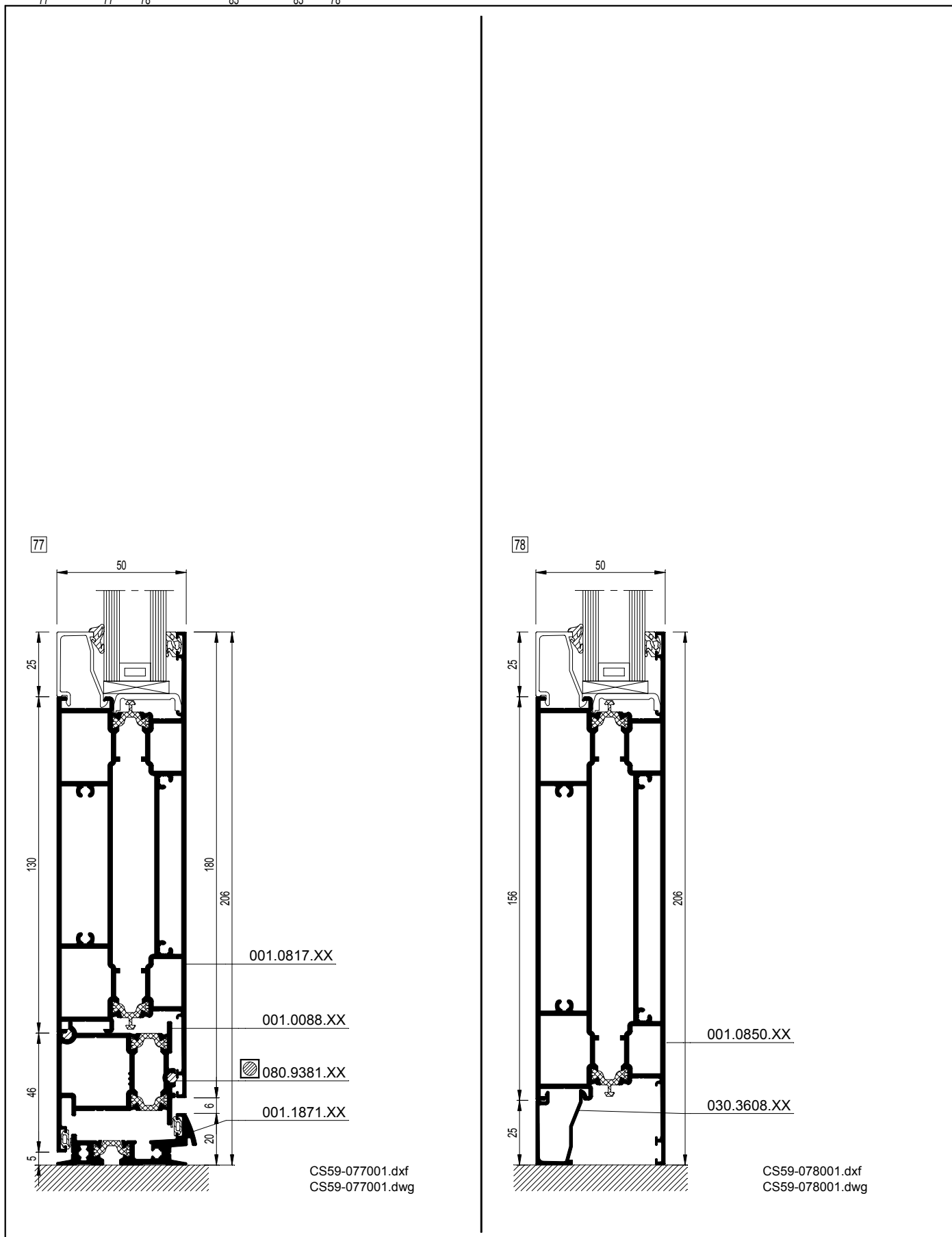
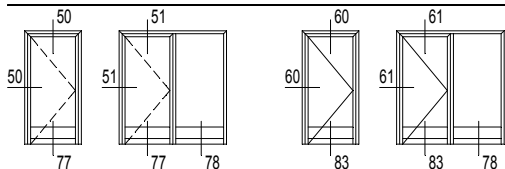
73

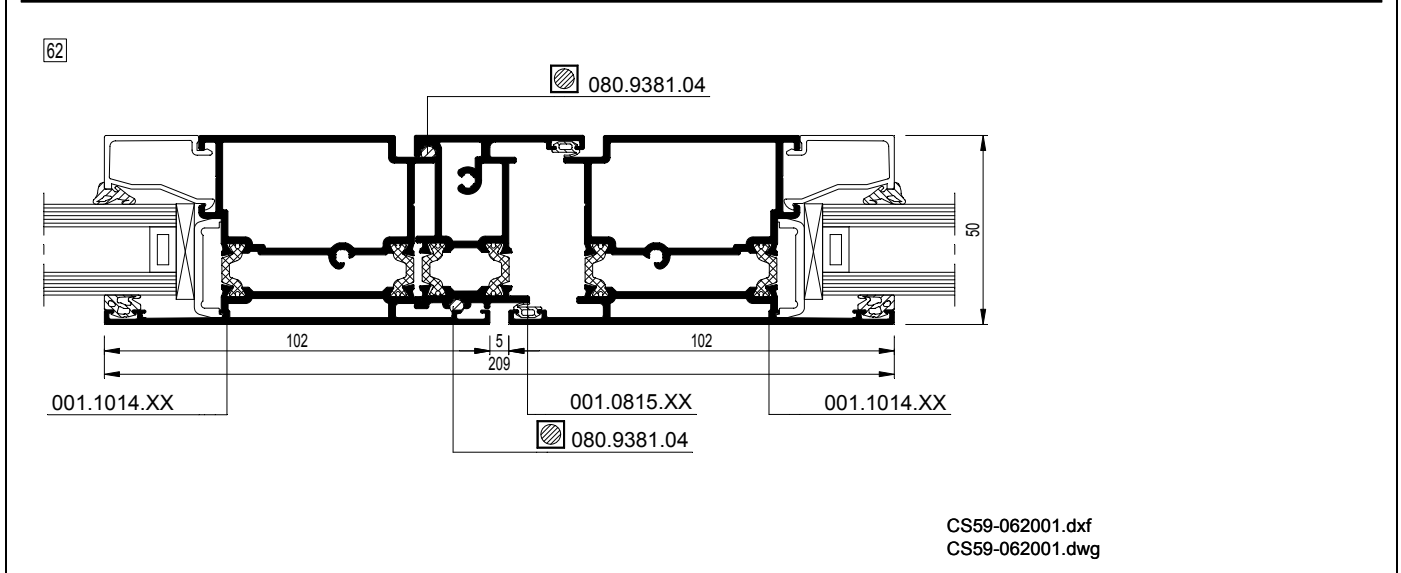
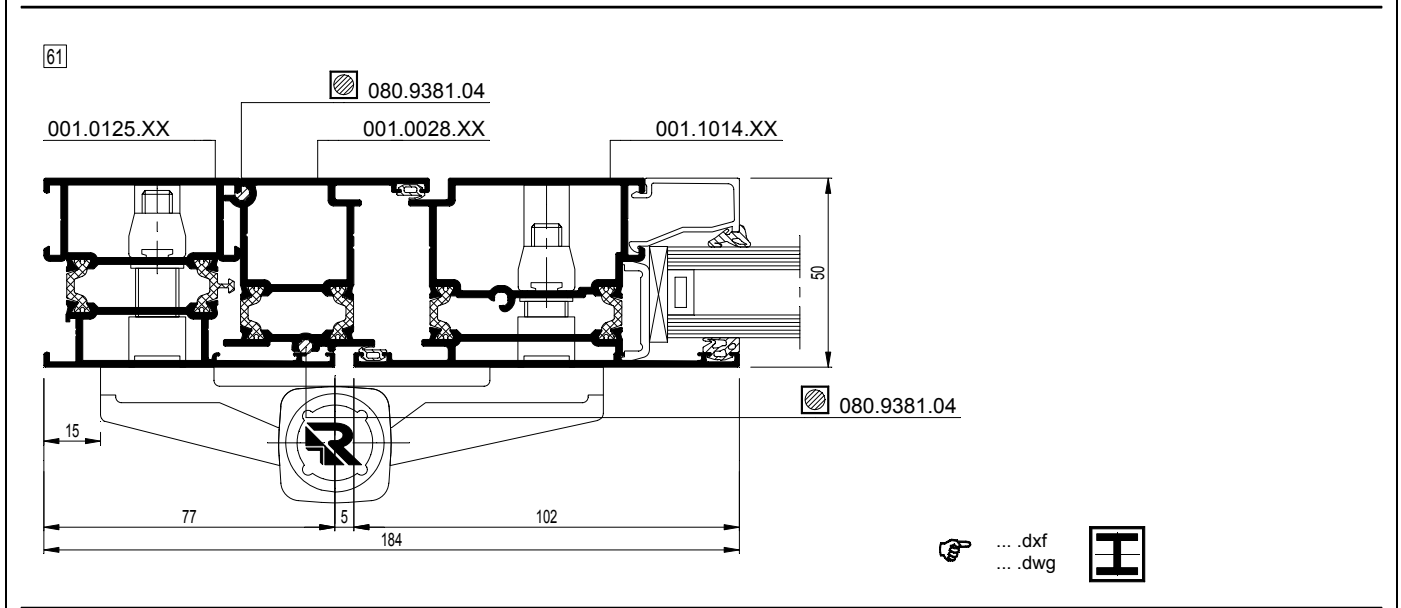
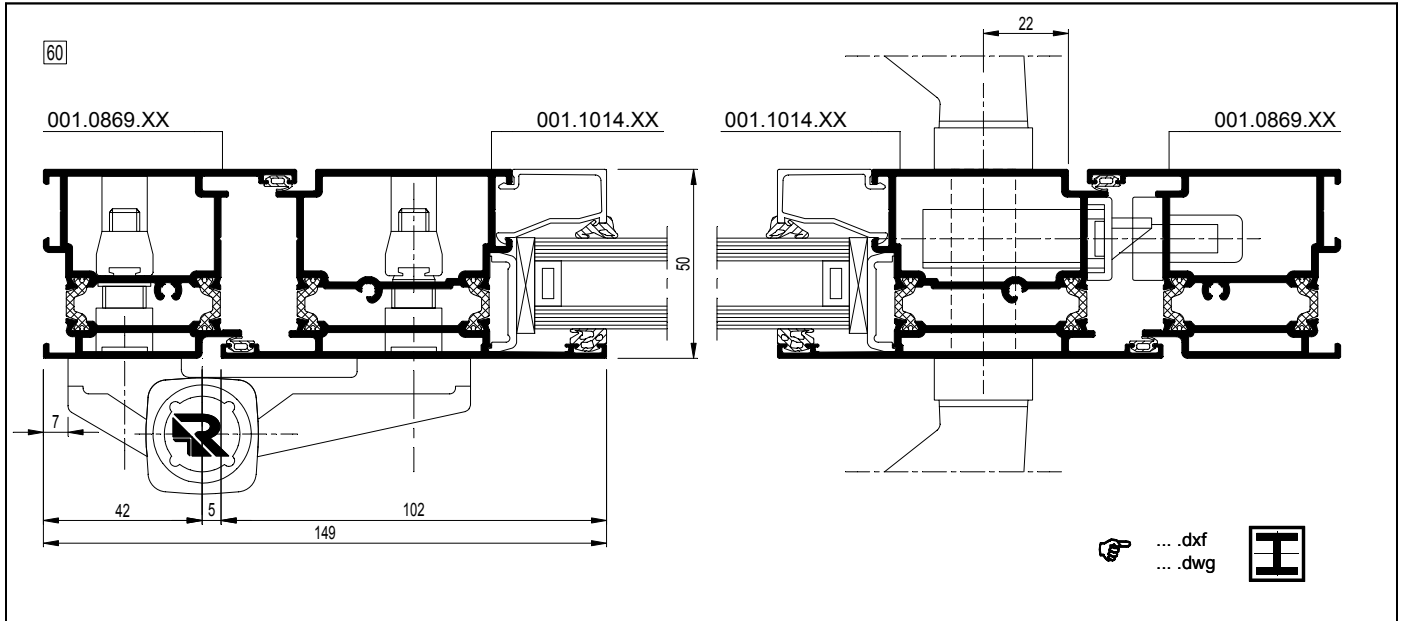
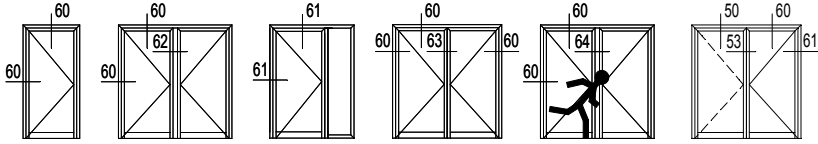


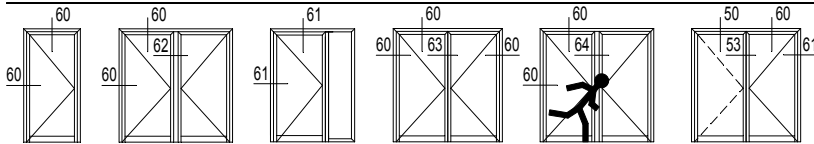
CS59-073001.dxf
 CS59-073001.dwg





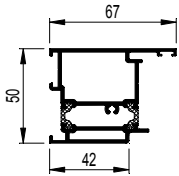






001.0869.XX

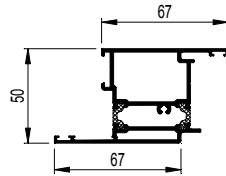
$I_x = 13.173 \text{ cm}^4$



60 CS59-060001.dxf
 CS59-060001.dwg

001.0841.XX

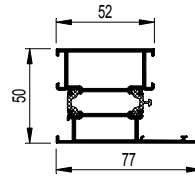
$I_x = 15.068 \text{ cm}^4$



60 CS59-060002.dxf
 CS59-060002.dwg

001.0125.XX

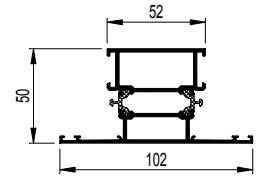
$I_x = 13.179 \text{ cm}^4$



61 CS59-061001.dxf
 CS59-061001.dwg

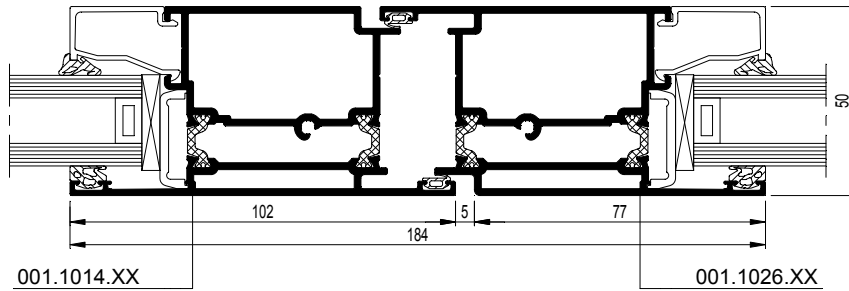
001.0114.XX

$I_x = 14.753 \text{ cm}^4$



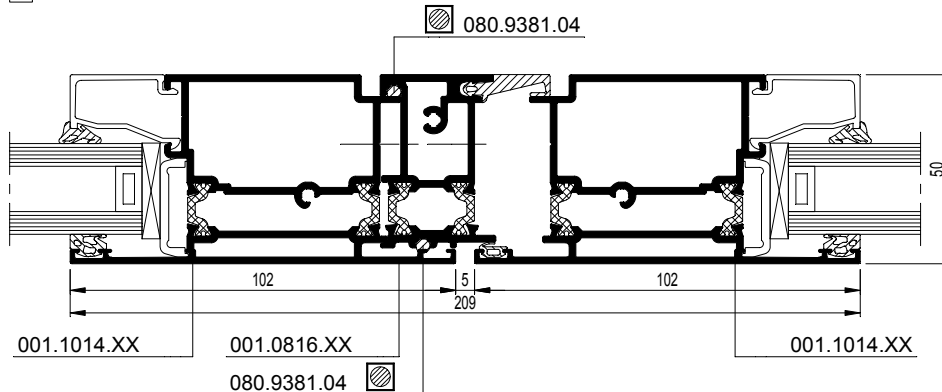
61 CS59-061002.dxf
 CS59-061002.dwg

63 ZT

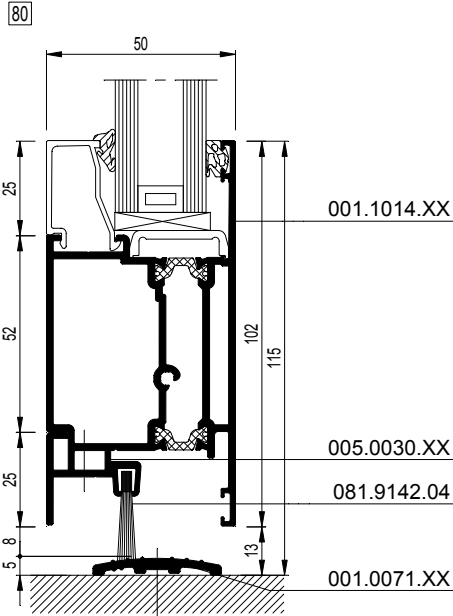
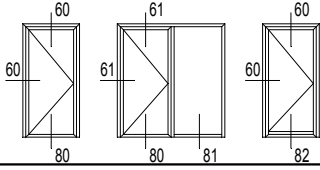


CS59-063001.dxf
 CS59-063001.dwg

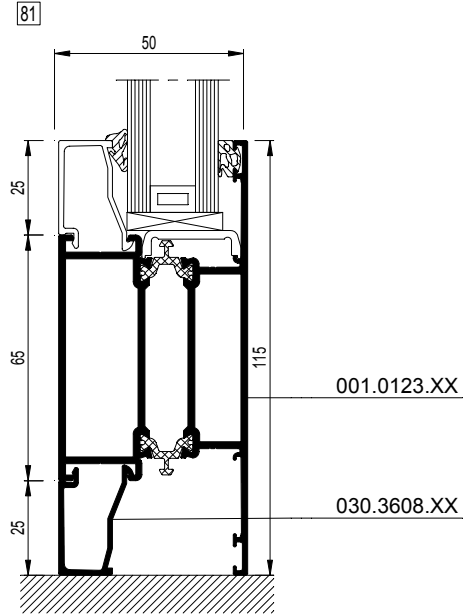
64 Panic



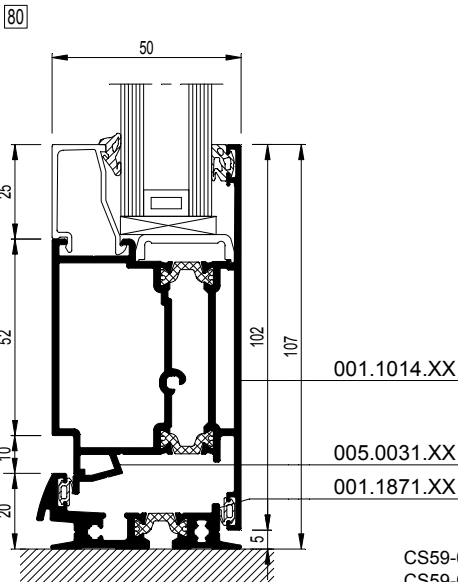
CS59-064001.dxf
 CS59-064001.dwg



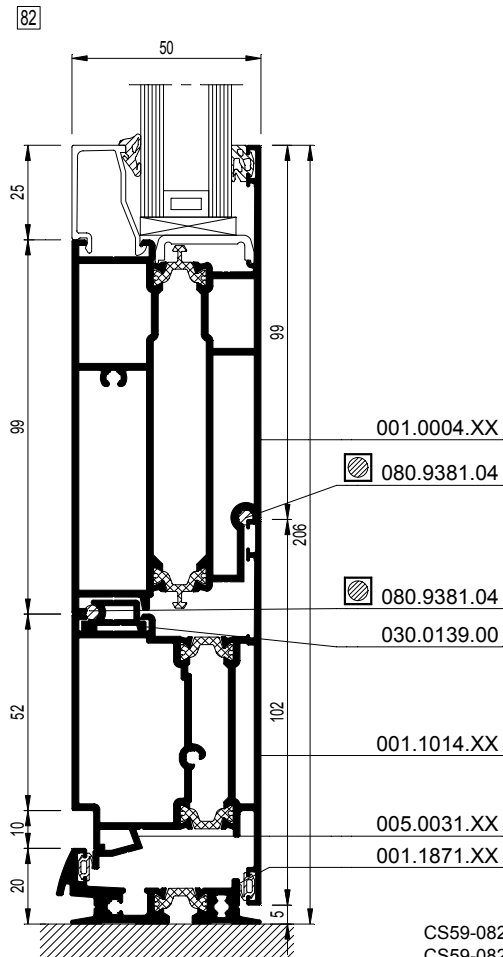
CS59-080001.dxf
 CS59-080001.dwg



CS59-081001.dxf
 CS59-081001.dwg



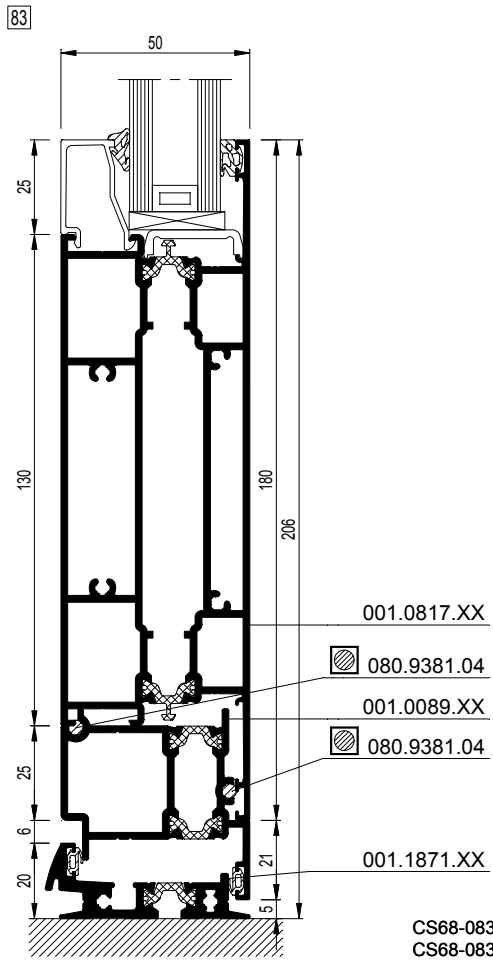
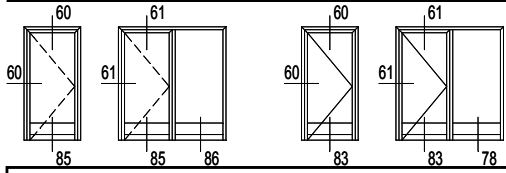
CS59-080002.dxf
 CS59-080002.dwg




CS59-082001.dxf
 CS59-082001.dwg

CS 59

Deuren - Deuren met waterdichte dorpel
Portes - Portes avec profilé de butée étanche à l'eau
Doors - Doors with watertight connection profile
Türen - Türen mit wasserdichtem Anschlagprofil

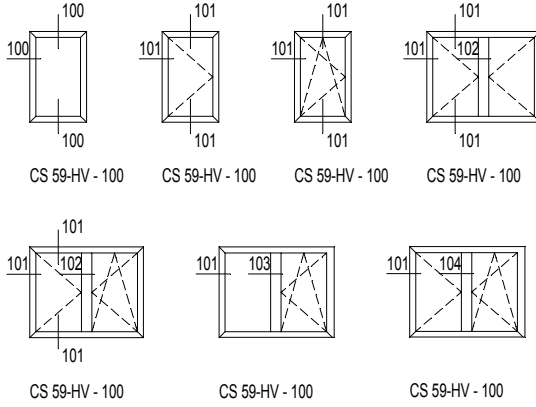


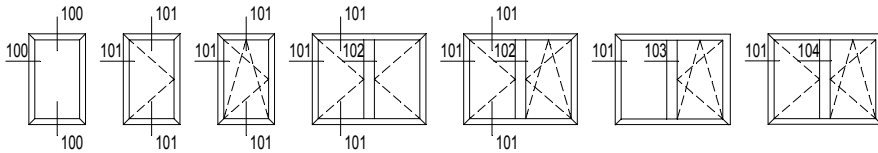




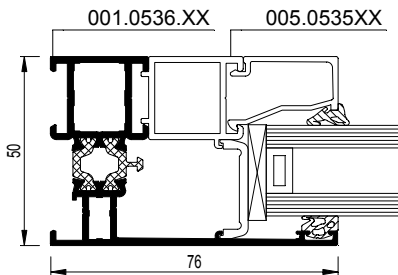
CS 59 Hidden Vent (CS 59-HV)

Fixed / opening elements



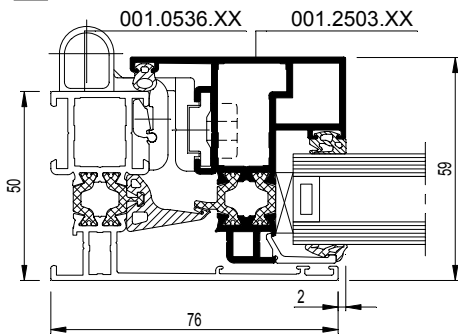


100



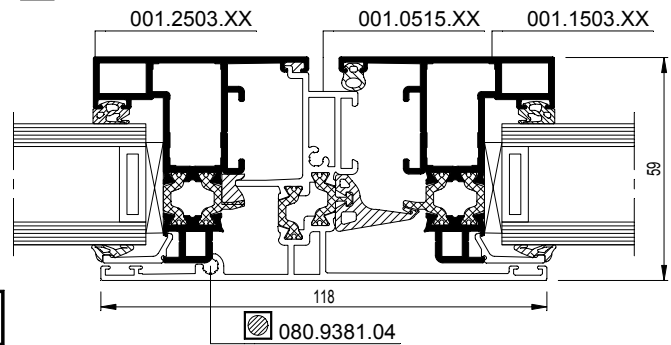
... .dxf
dwg

101

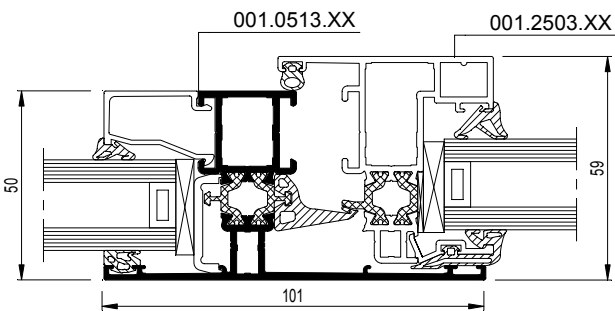


... .dxf
dwg

102

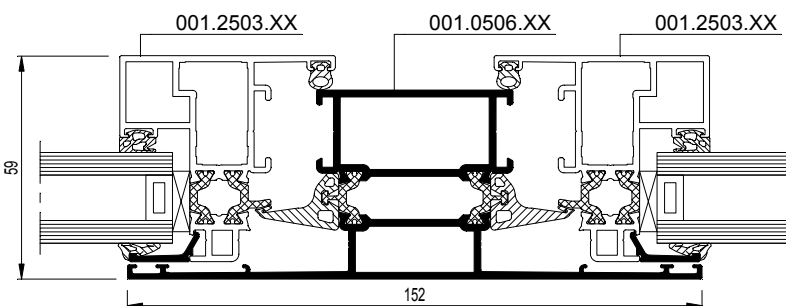


103

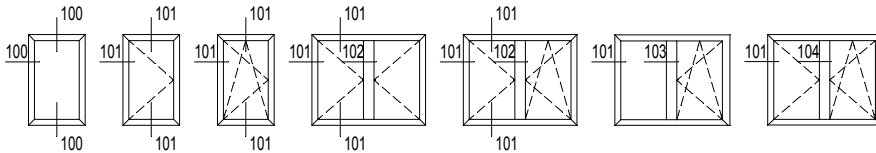


... .dxf
dwg

104

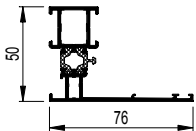


... .dxf
dwg



001.0536.XX

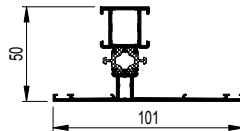
$I_x = 9.786 \text{ cm}^4$



100 CS59-100001.dxf
 CS59-100001.dwg

001.0513.XX

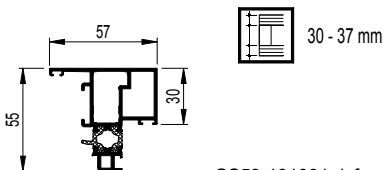
$I_x = 10.917 \text{ cm}^4$



100 CS59-100002.dxf
 CS59-100002.dwg

001.2502.XX

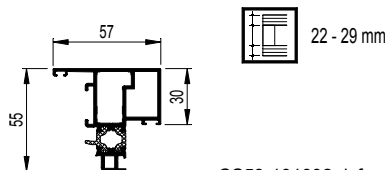
$I_x = 9.167 \text{ cm}^4$



101 CS59-101001.dxf
 CS59-101001.dwg
102 CS59-102001.dxf
 CS59-102001.dwg

001.2503.XX

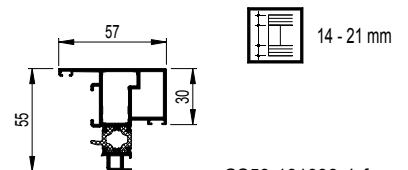
$I_x = 9.040 \text{ cm}^4$



101 CS59-101002.dxf
 CS59-101002.dwg
102 CS59-102002.dxf
 CS59-102002.dwg

001.2504.XX

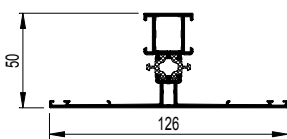
$I_x = 9.196 \text{ cm}^4$



101 CS59-101003.dxf
 CS59-101003.dwg
102 CS59-102003.dxf
 CS59-102003.dwg

001.0505.XX

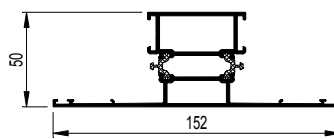
$I_x = 11.797 \text{ cm}^4$



103 CS59-103001.dxf
 CS59-103001.dwg
104 CS59-104001.dxf
 CS59-104001.dwg

001.0506.XX

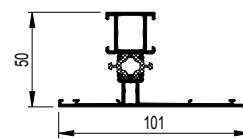
$I_x = 17.181 \text{ cm}^4$




103 CS59-103002.dxf
 CS59-103002.dwg
104 CS59-104002.dxf
 CS59-104002.dwg

001.0513.XX

$I_x = 10.917 \text{ cm}^4$



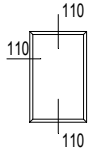
103 CS59-103003.dxf
 CS59-103003.dwg



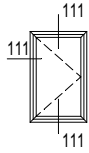


CS 59 Softline (CS 59-So)

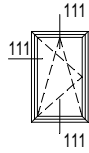
Fixed / opening Elements



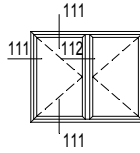
CS 59-So - 110



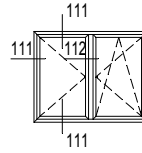
CS 59-So - 110



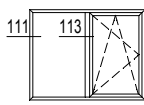
CS 59-So - 110



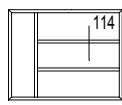
CS 59-So - 110



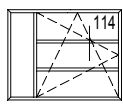
CS 59-So - 110



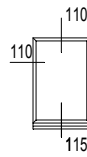
CS 59-So - 110



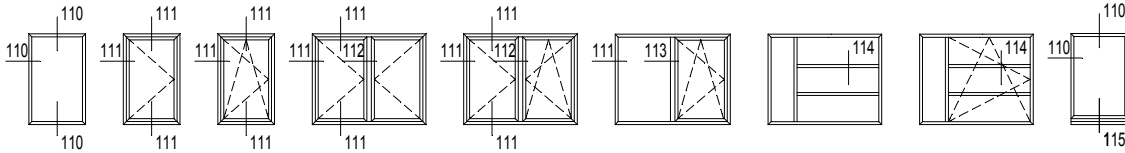
CS 59-So - 110



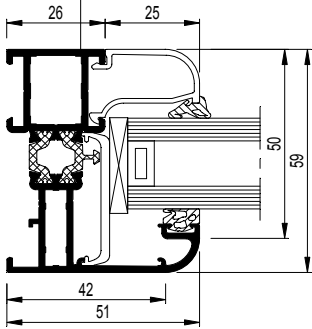
CS 59-So - 110



CS 59-So - 110



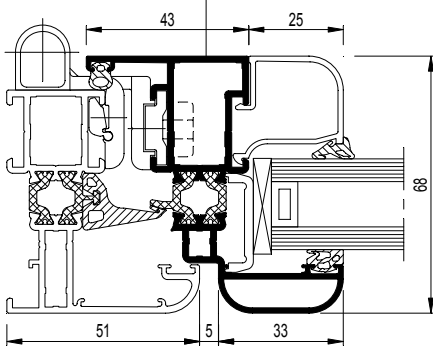
110 001.0249.XX



☞dxf
dwg



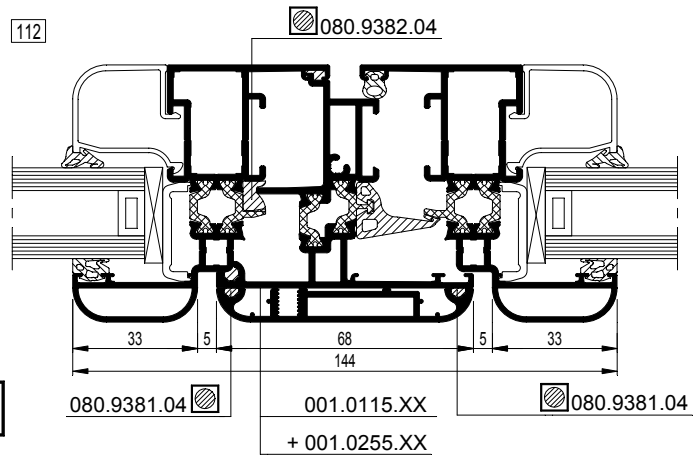
111 001.0251.XX



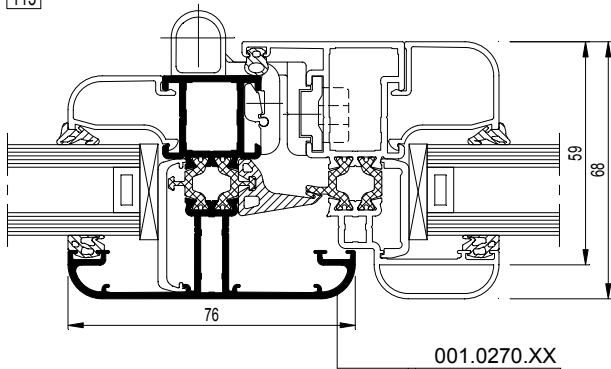
☞dxf
dwg



112



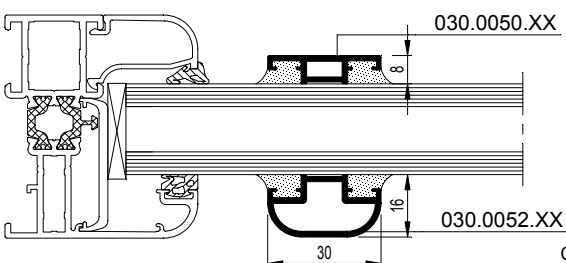
113



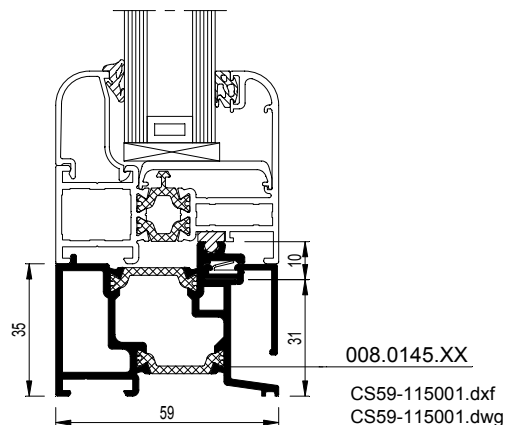
☞dxf
dwg



114

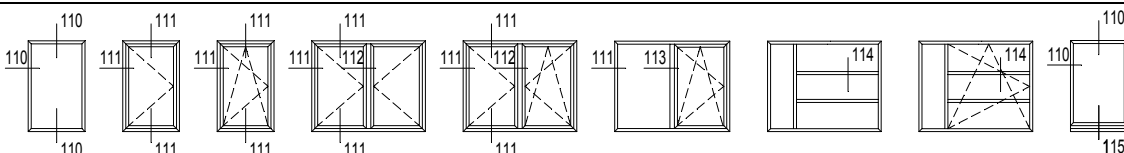


115



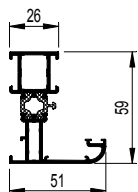
CS59-114001.dxf
 CS59-114001.dwg

CS59-115001.dxf
 CS59-115001.dwg



001.0249.XX

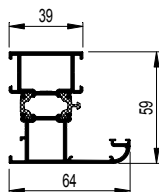
$I_x = 13.100 \text{ cm}^4$



110 CS59-110001.dxf
 CS59-110001.dwg

001.0250.XX

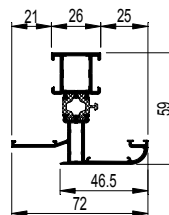
$I_x = 16.776 \text{ cm}^4$



110 CS59-110002.dxf
 CS59-110002.dwg

001.0299.XX

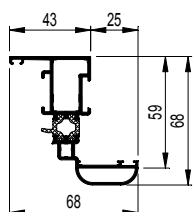
$I_x = 13.434 \text{ cm}^4$



110 CS59-110003.dxf
 CS59-110003.dwg

001.0251.XX

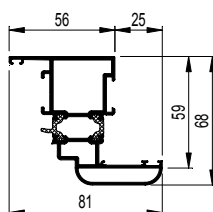
$I_x = 18.104 \text{ cm}^4$



111 CS59-111001.dxf
 CS59-111001.dwg
 112 CS59-112001.dxf
 CS59-112001.dwg

001.0203.XX

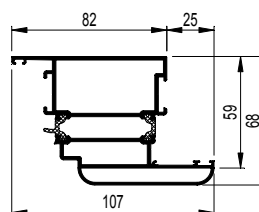
$I_x = 24.190 \text{ cm}^4$



111 CS59-111002.dxf
 CS59-111002.dwg
 112 CS59-112002.dxf
 CS59-112002.dwg

001.0252.XX

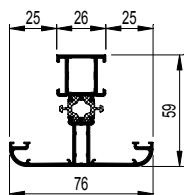
$I_x = 33.521 \text{ cm}^4$



111 CS59-111003.dxf
 CS59-111003.dwg
 112 CS59-112003.dxf
 CS59-112003.dwg

001.0270.XX

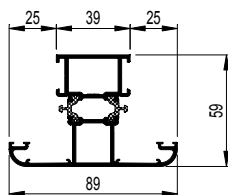
$I_x = 15.367 \text{ cm}^4$




113 CS59-113001.dxf
 CS59-113001.dwg

001.0271.XX

$I_x = 19.312 \text{ cm}^4$



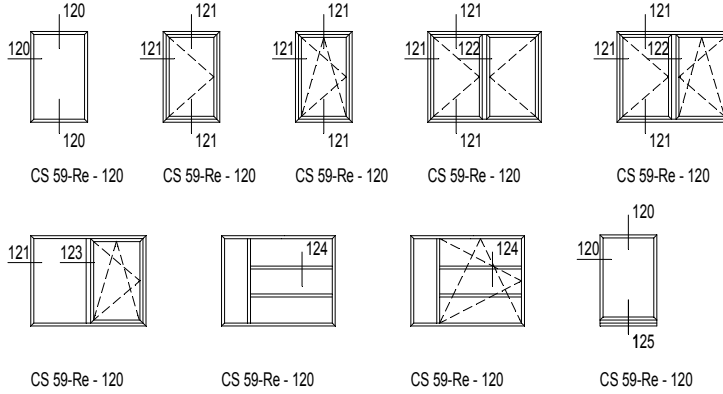
113 CS59-113002.dxf
 CS59-113002.dwg

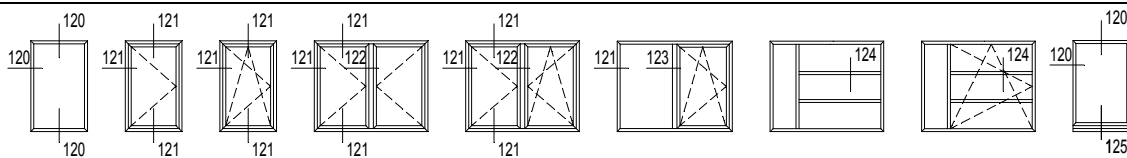




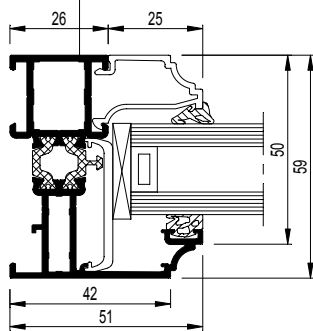
CS 59 Renaissance (CS 59-Re)

Fixed / opening elements





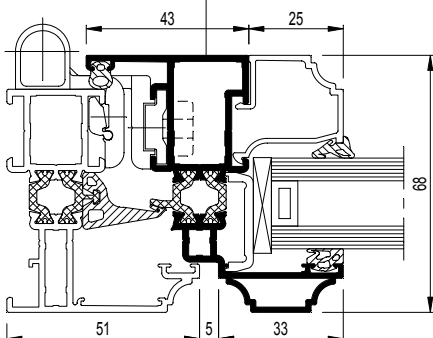
120 005.0236.XX



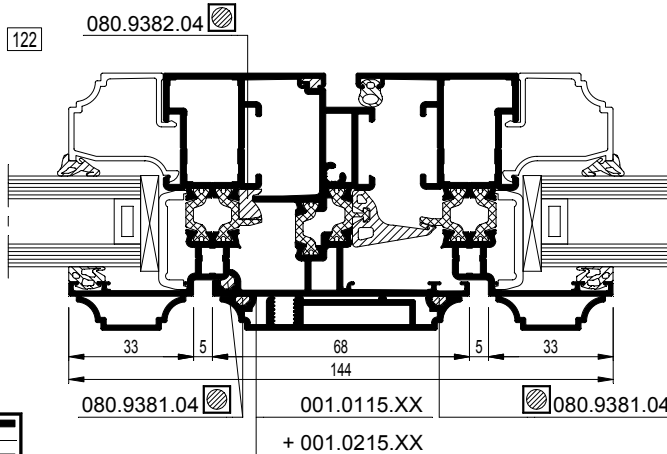
☞dxf
dwg



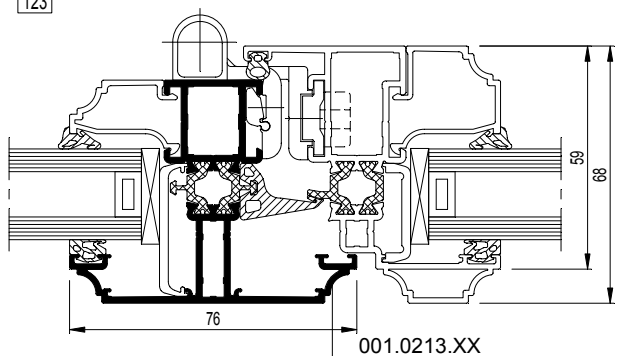
121 001.0202.XX



☞dxf
dwg



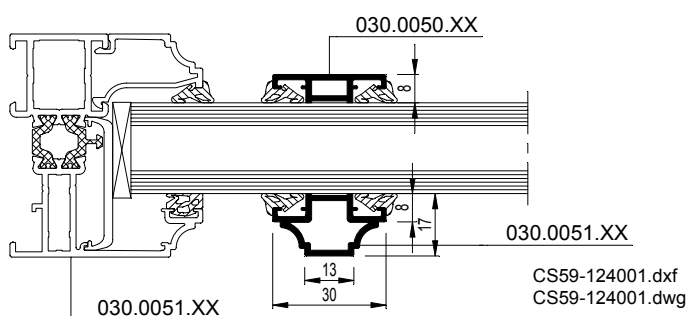
123



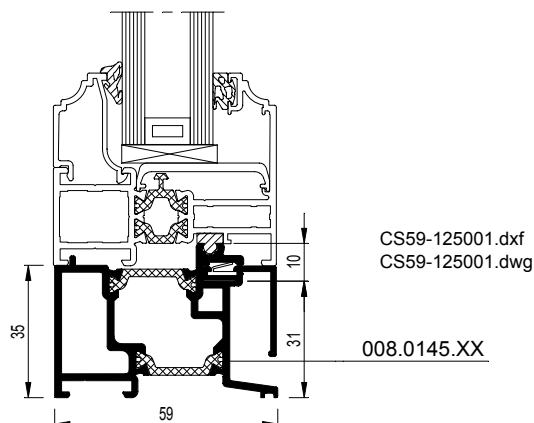
☞dxf
dwg

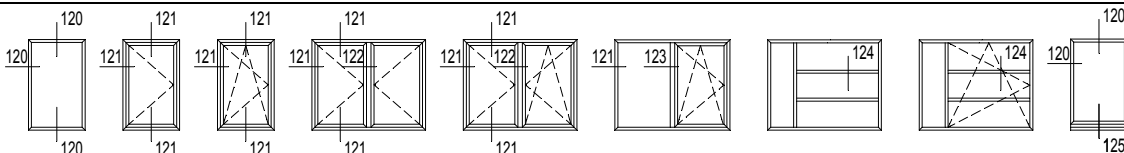


124



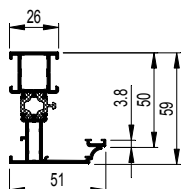
125





001.0236.XX

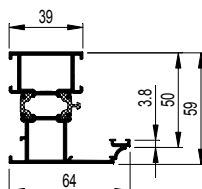
$I_x = 12.752 \text{ cm}^4$



120 CS59-120001.dxf
 CS59-120001.dwg

001.0216.XX

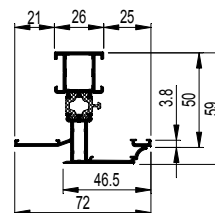
$I_x = 16.396 \text{ cm}^4$



120 CS59-120002.dxf
 CS59-120002.dwg

001.0239.XX

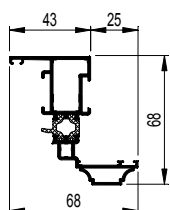
$I_x = 13.112 \text{ cm}^4$



120 CS59-120003.dxf
 CS59-120003.dwg

001.0202.XX

$I_x = 17.659 \text{ cm}^4$

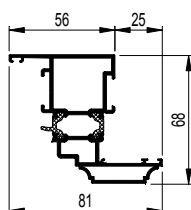


121 CS59-121001.dxf
 CS59-121001.dwg

122 CS59-122001.dxf
 CS59-122001.dwg

001.0292.XX

$I_x = 23.754 \text{ cm}^4$

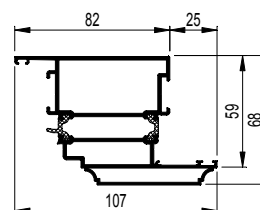


121 CS59-121002.dxf
 CS59-121002.dwg

122 CS59-122002.dxf
 CS59-122002.dwg

001.0221.XX

$I_x = 33.113 \text{ cm}^4$

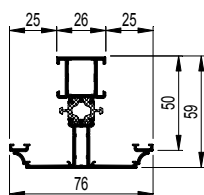


121 CS59-121003.dxf
 CS59-121003.dwg

122 CS59-122003.dxf
 CS59-122003.dwg

001.0213.XX

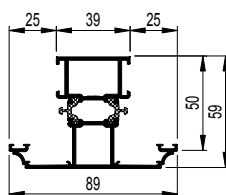
$I_x = 14.830 \text{ cm}^4$




123 CS59-123001.dxf
 CS59-123001.dwg

001.0220.XX

$I_x = 18.713 \text{ cm}^4$



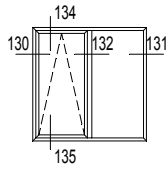
123 CS59-123002.dxf
 CS59-123002.dwg



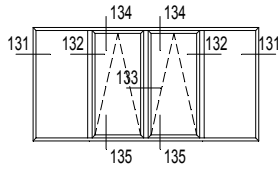


CS 59 Front (CS 59-Fr)

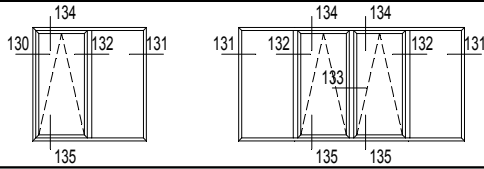
Sliding-tilt door



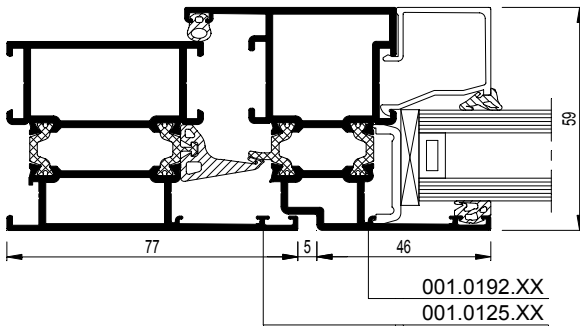
CS 59-Fr - 130
CS 59-Fr - 131



CS 59-Fr - 130
CS 59-Fr - 131

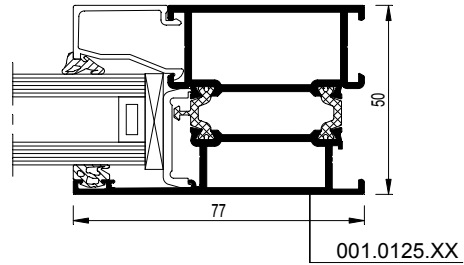


130 11



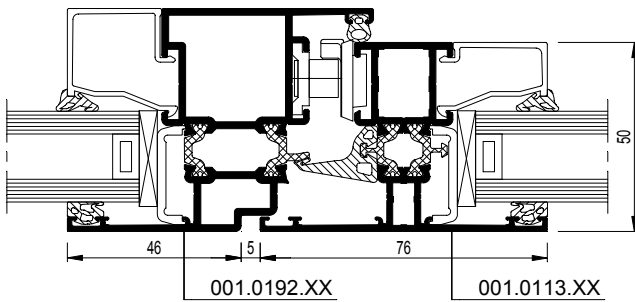
CS59-130001.dxf
 CS59-130001.dwg

131 1



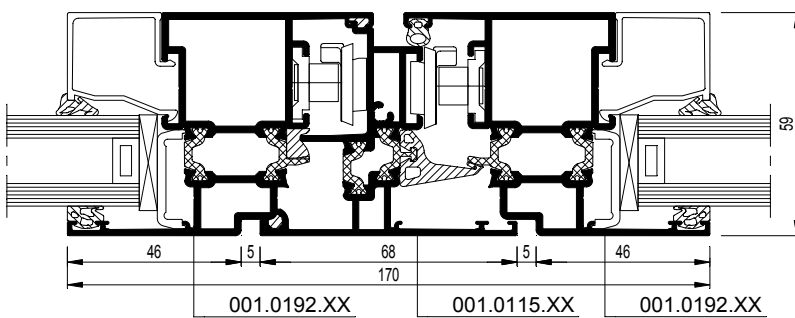
CS59-131001.dxf
 CS59-131001.dwg

132 21

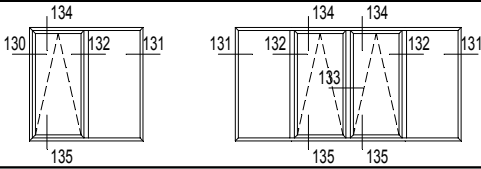


CS59-132001.dxf
 CS59-132001.dwg

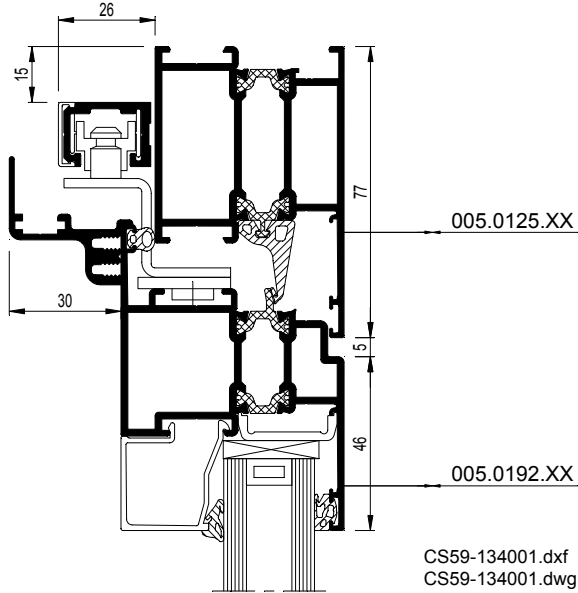
133 12



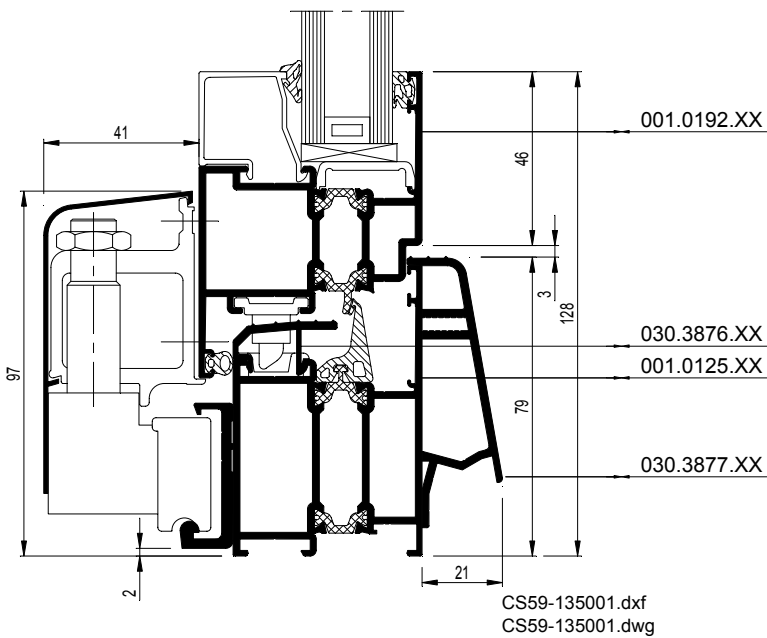
CS59-133001.dxf
 CS59-133001.dwg




134



135

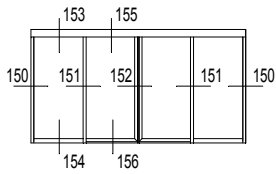




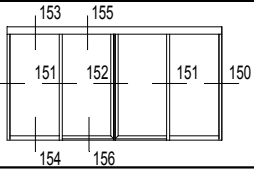


CS 59 Automatic Sliding Door (CS 59-AD)

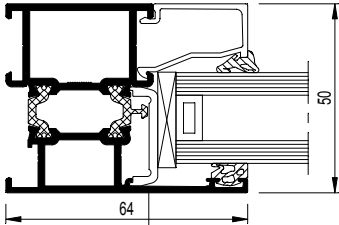
Sliding doors



CS 59-SD - 150
CS 59-SD - 153
CS 59-SD - 154



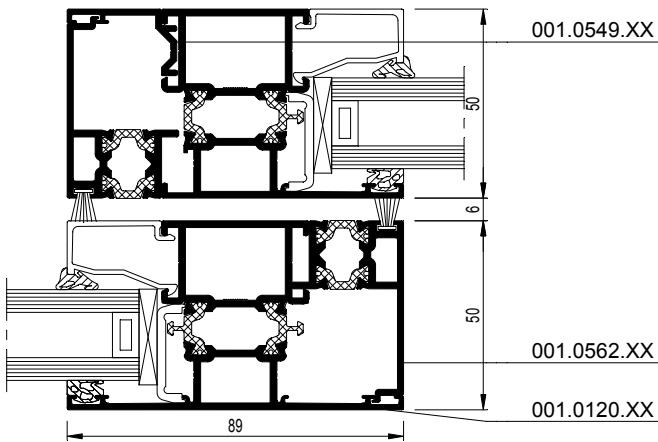
150



001.0183.XX

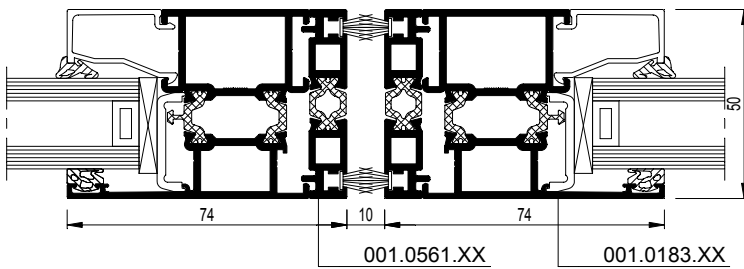
CS59-150001.dxf
CS59-150001.dwg

151

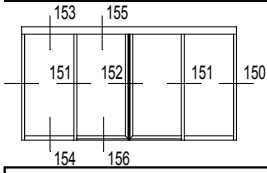


CS59-151001.dxf
CS59-151001.dwg

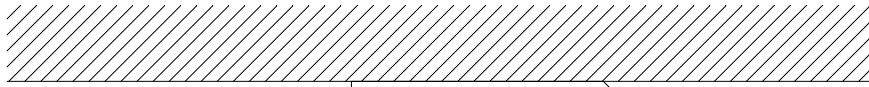
152



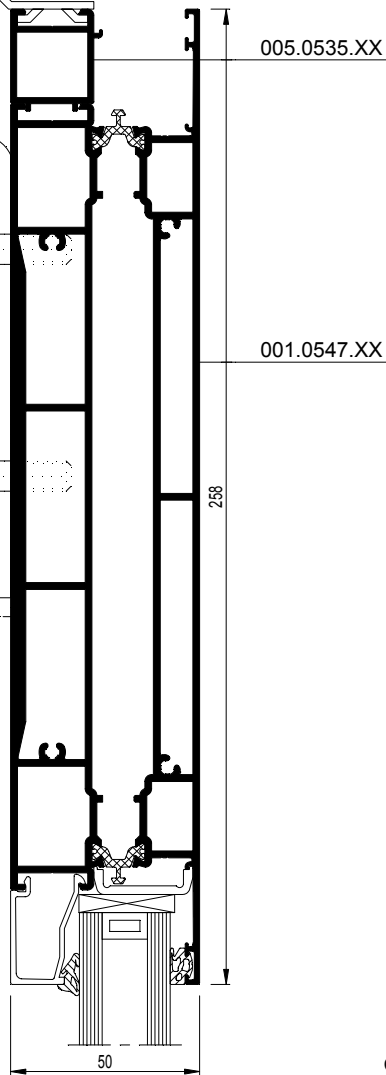
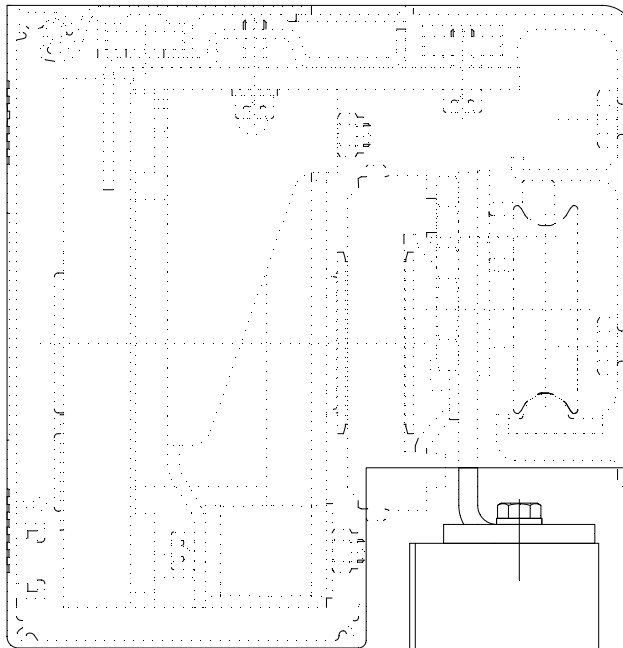
CS59-152001.dxf
CS59-152001.dwg



153

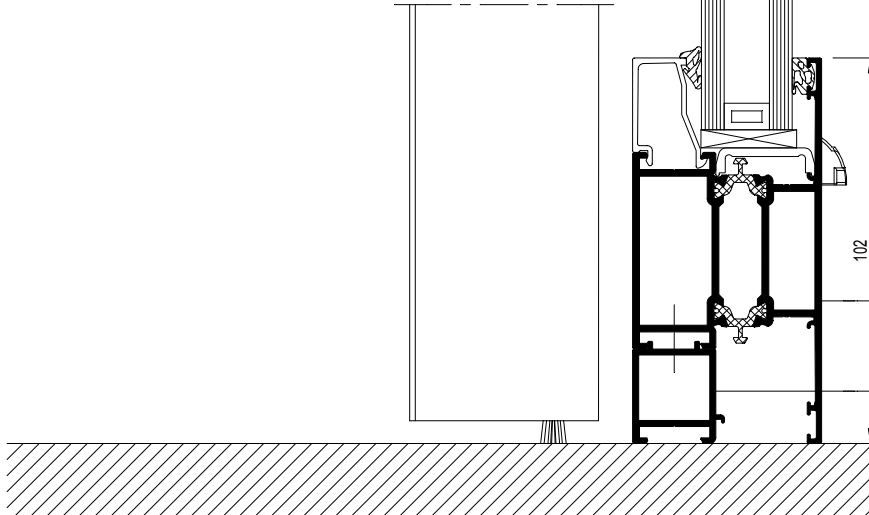


Mechanisme automatische deur
Mécanisme pour porte automatique
Automat für Schiebetür
Mechanism automatic door



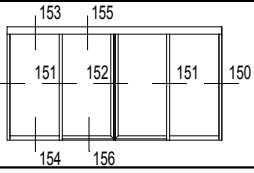
CS59-153001.dxf
CS59-153001.dwg

154

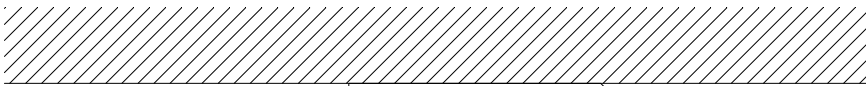


102
001.0114.XX
005.0535.XX

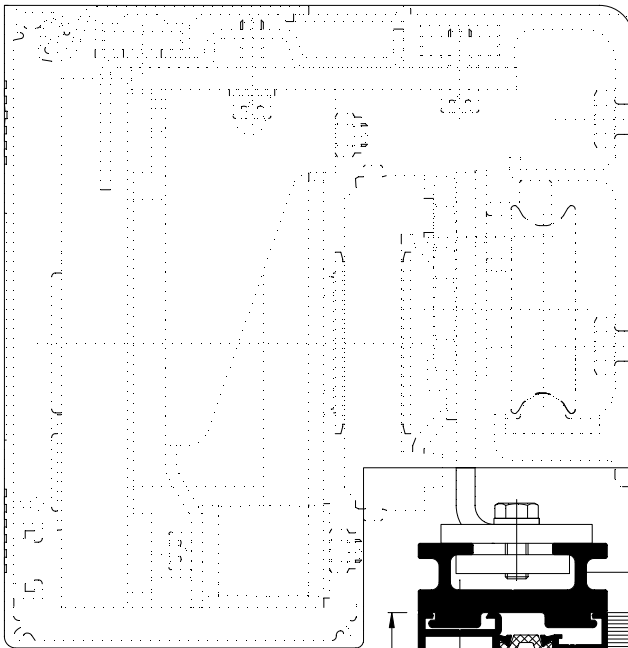
CS59-154001.dxf
CS59-154001.dwg



155



Mechanisme automatique deur
Mécanisme pour porte automatique
Automat für Schiebetür
Mechanism automatic door



001.0183.XX

64

005.0535.XX

268

001.0547.XX

001.0599.XX

001.0562.XX

50 6 50

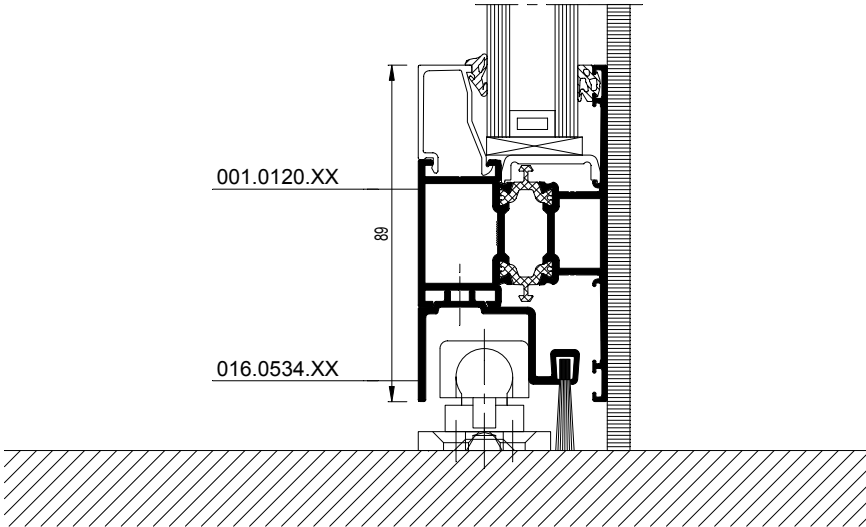
CS59-155001.dxf
CS59-155001.dwg

156

001.0120.XX

88

016.0534.XX



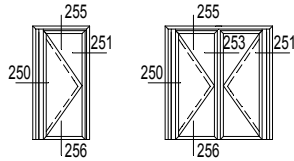
CS59-156001.dxf
CS59-156001.dwg



CS 59-SD Swing Door (CS 59-SD)

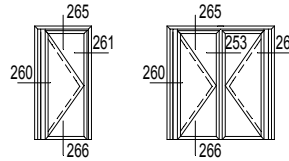
1 Door with finger protection

Overhead closer door with finger protection



CS 59-SD - 250
CS 59-SD - 251

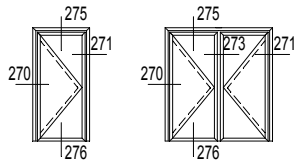
Floor closer door with finger protection



CS 59-SD - 256
CS 59-SD - 257

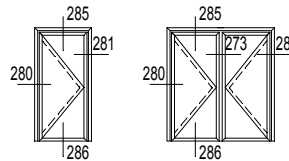
2 Door without finger protection

Overhead closer door without finger protection



CS 59-SD - 260
CS 59-SD - 261

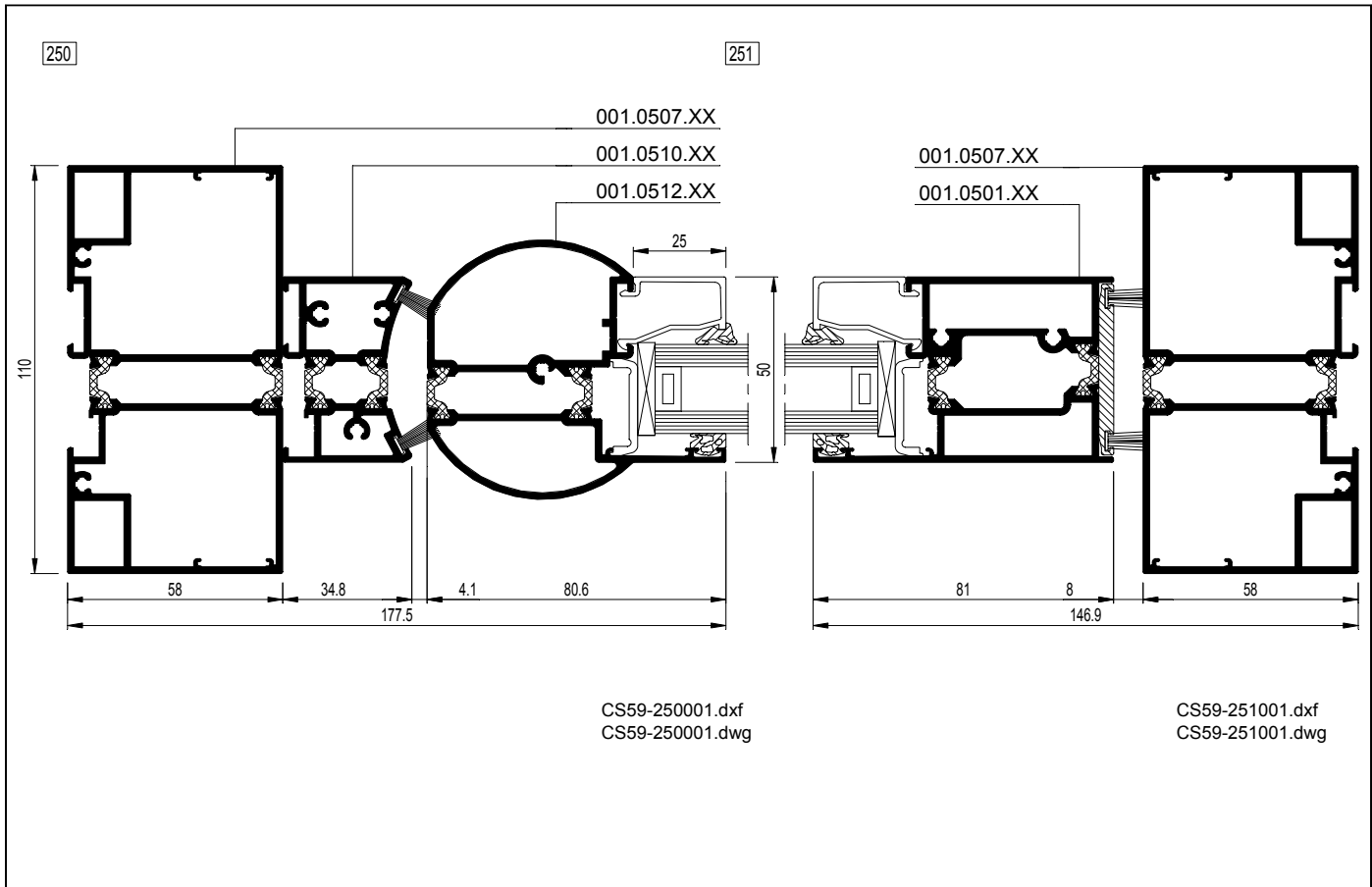
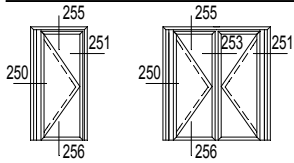
Floor closer door without finger protection



CS 59-SD - 266
CS 59-SD - 267

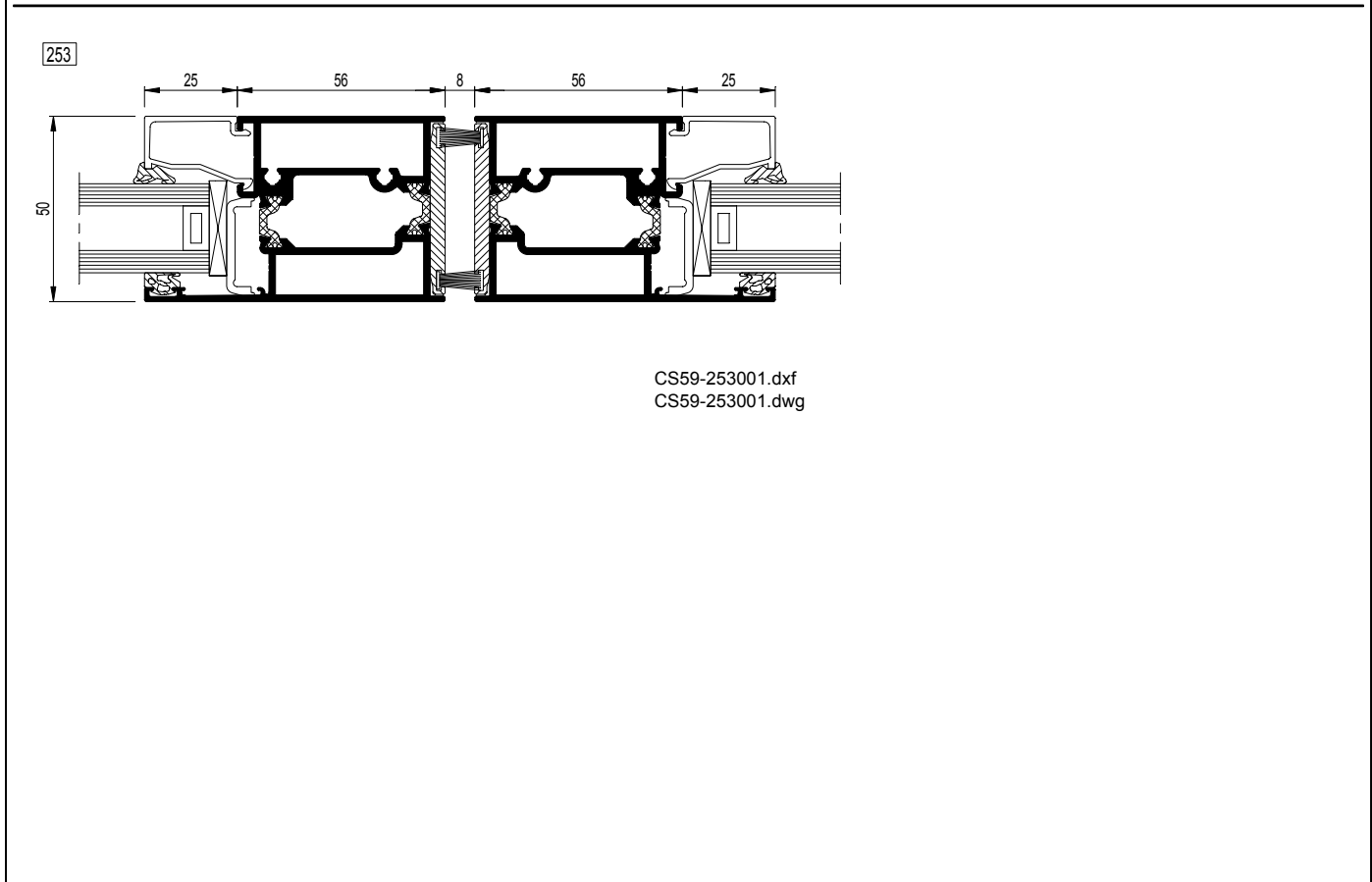
CS 59-SD

Deur met vingerbeveiliging - Kozijndorpelveer deur met vingerbeveiliging
 Porte avec anti-pince-doigts - Pivot de frein aerien porte avec anti-pince-doigts
 Door with finger protection - Overhead closer door with finger protection
 Einzelne Tür mit Fingerschutz - Rohrtuerschliesser Tür mit Fingerschutz



CS59-250001.dxf
 CS59-250001.dwg

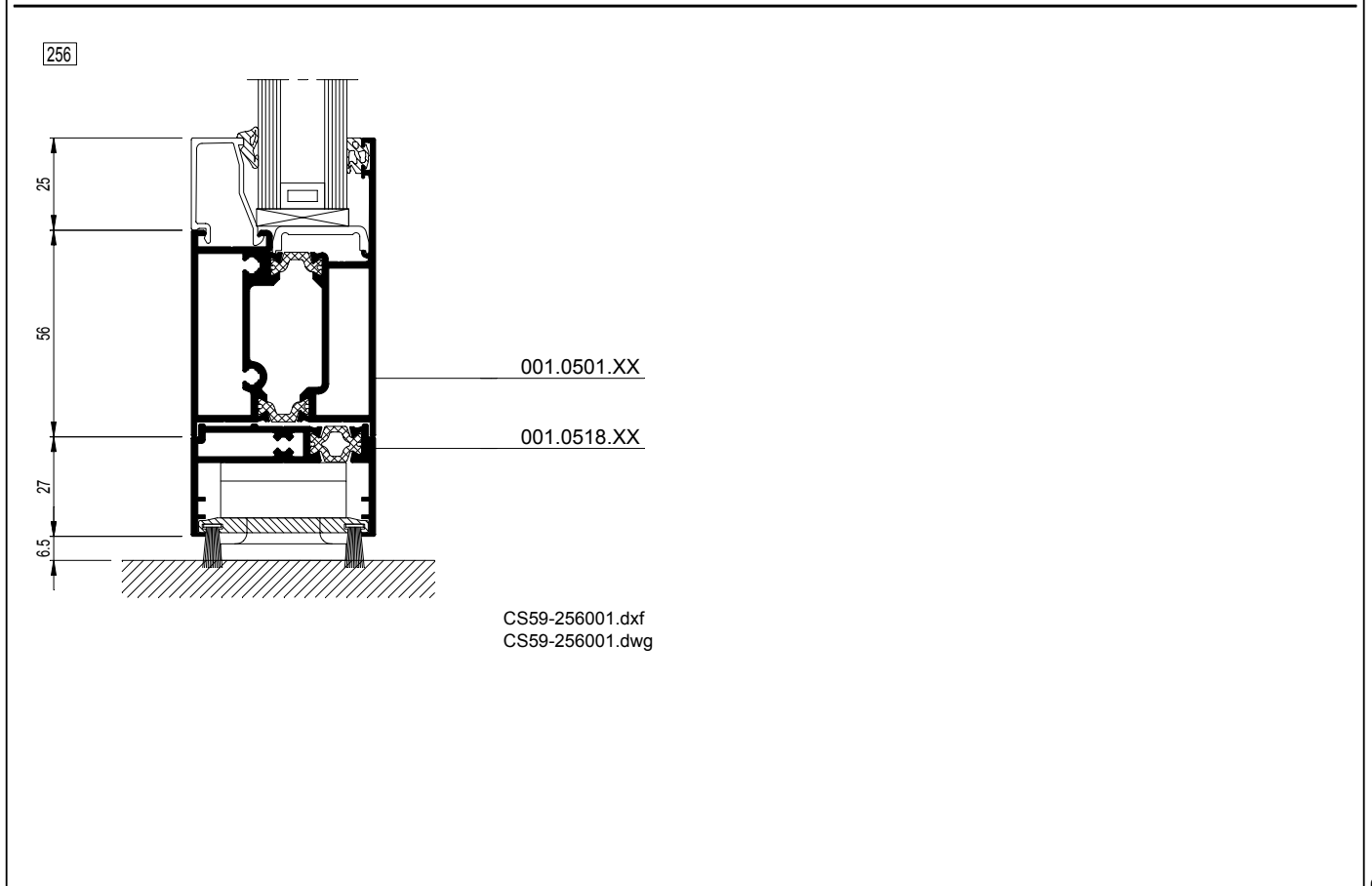
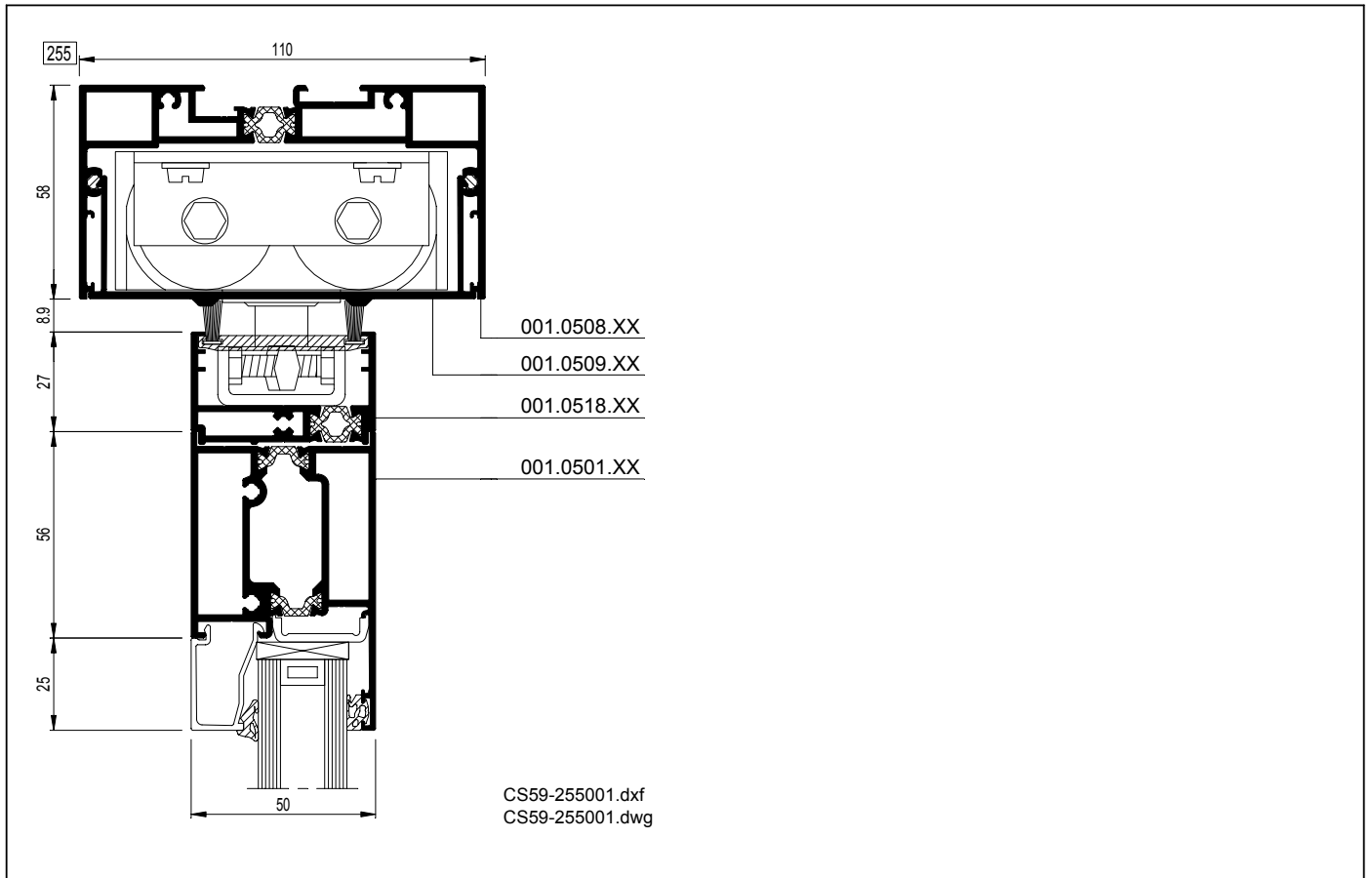
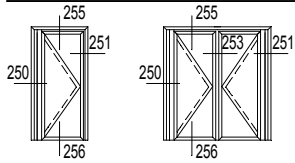
CS59-251001.dxf
 CS59-251001.dwg



CS59-253001.dxf
 CS59-253001.dwg

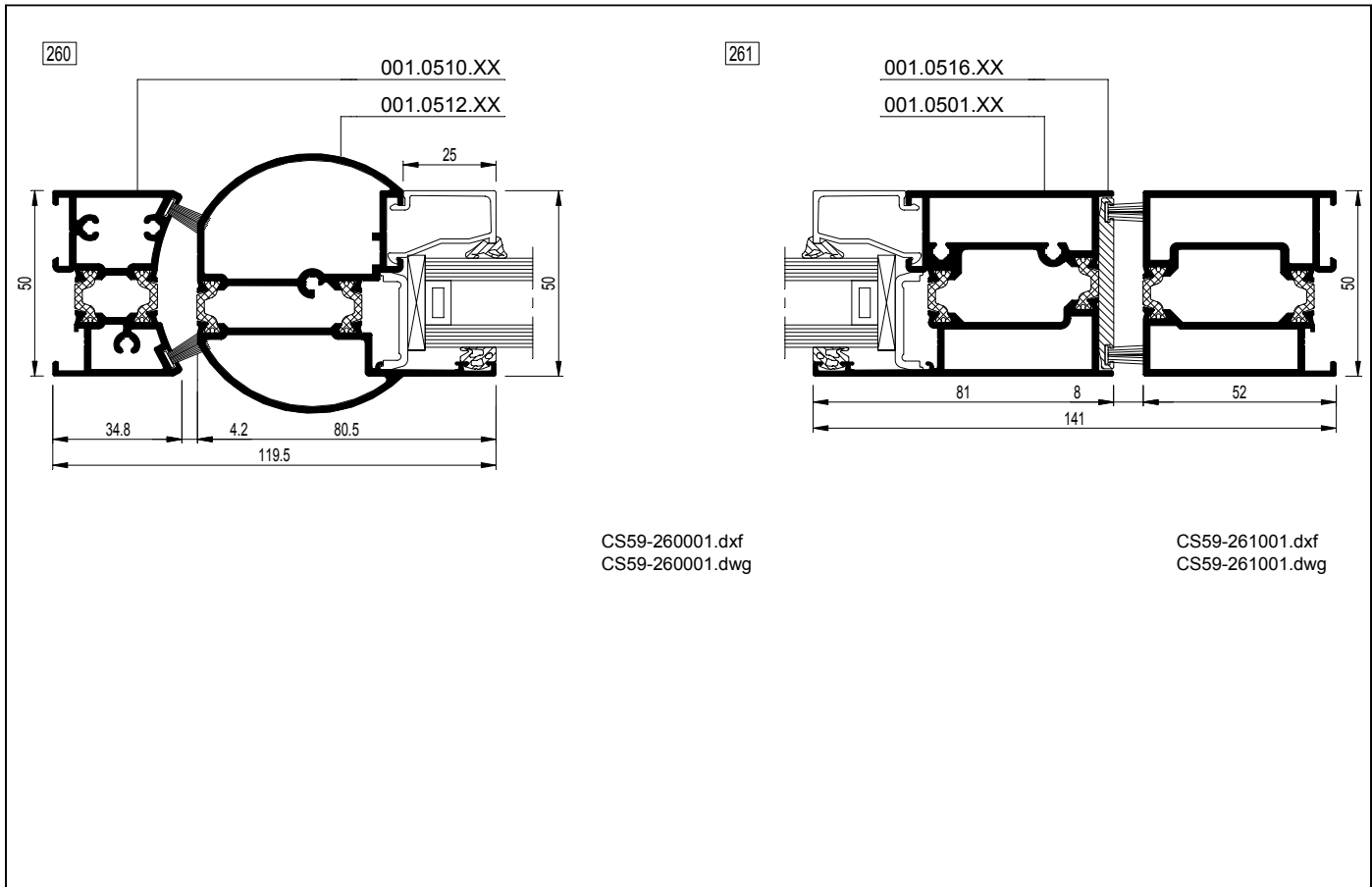
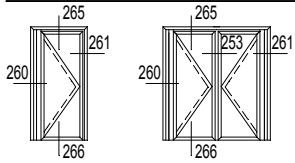
CS 59-SD

Deur met vingerbeveiliging - Kozijndorpelveer deur met vingerbeveiliging
 Porte avec anti-pince-doigts - Pivot de frein aerien porte avec anti-pince-doigts
 Door with finger protection - Overhead closer door with finger protection
 Einzelne Tür mit Fingerschutz - Rohrtuerschliesser Tür mit Fingerschutz



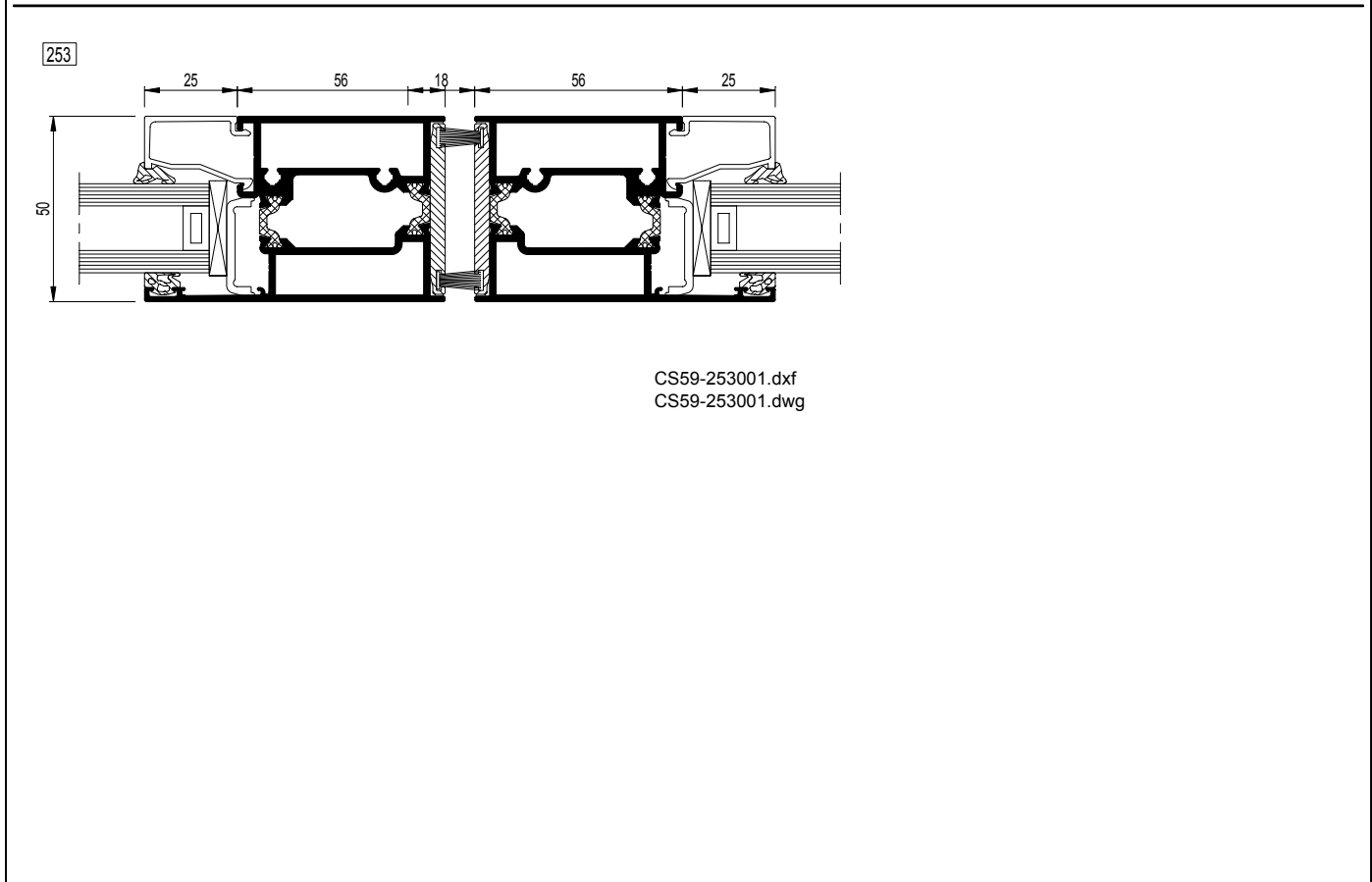
CS 59-SD

Deur met vingerbeveiliging - Vloerveer deur met vingerbeveiliging
 Porte avec anti-pince-doigts - Pivot de frein au sol porte avec anti-pince-doigts
 Door with finger protection - Floor closer door with finger protection
 Einzelne Tür mit Fingerschutz - Bodentuerschliesser Tür mit Fingerschutz



CS59-260001.dxf
 CS59-260001.dwg

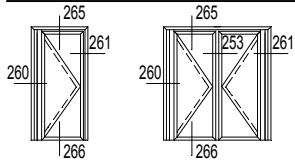
CS59-261001.dxf
 CS59-261001.dwg



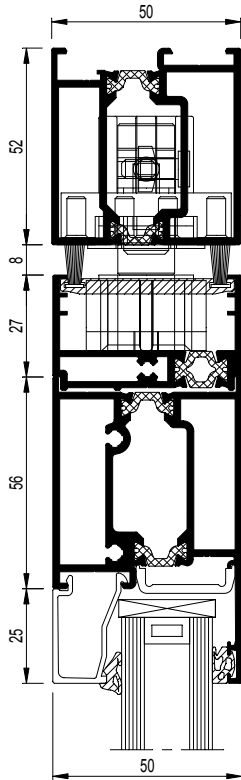
CS59-253001.dxf
 CS59-253001.dwg

CS 59-SD

Deur met vingerbeveiliging - Kozijndorpelveer deur met vingerbeveiliging
Porte avec anti-pince-doigts - Pivots de frein aerien porte avec anti-pince-doigts
Door with finger protection - Overhead closer door with finger protection
Einzelne Tür mit Fingerschutz - Rohrtuerschliesser Tür mit Fingerschutz



265



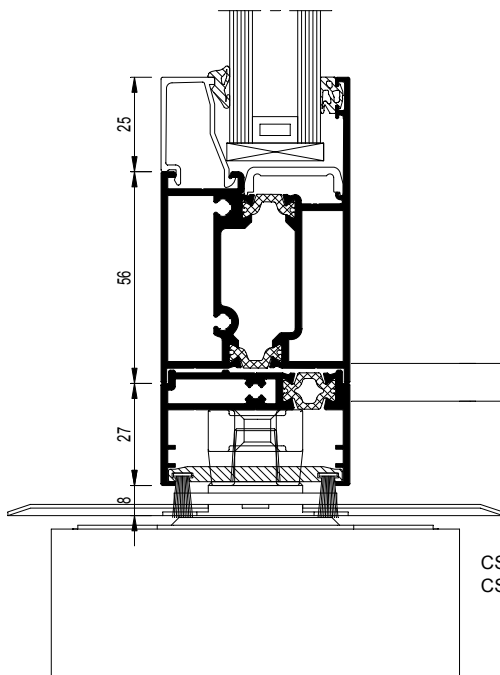
001.0516.XX

001.0518.XX

001.0501.XX

CS59-265001.dxf
CS59-265001.dwg

266



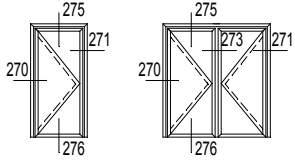
001.0501.XX

001.0518.XX

CS59-266001.dxf
CS59-266001.dwg

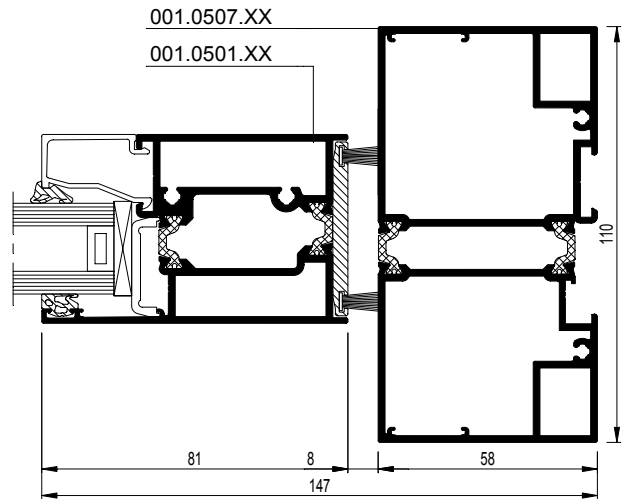
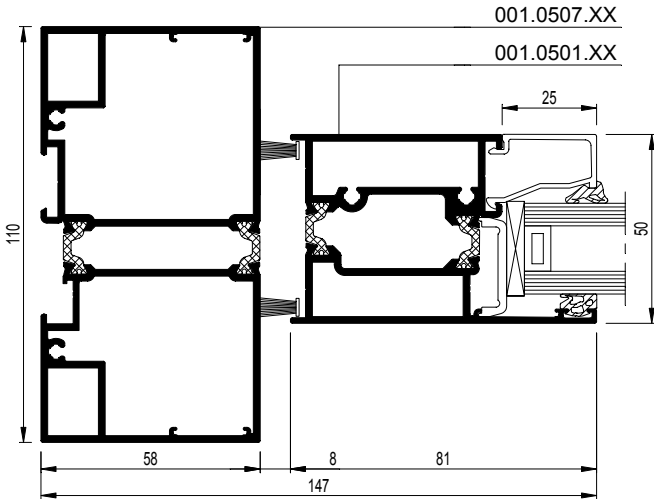
CS 59-SD

Deur zonder vingerbeveiliging - Kozijndorpelveer deur zonder vingerbeveiliging
 Porte sans anti-pince-doigts - Pivots de frein aerien porte sans anti-pince-doigts
 Door without finger protection - Overhead closer door without finger protection
 Einzelne Tür ohne Fingerschutz - Rohrtuerschliesser Tür ohne Fingerschutz



270

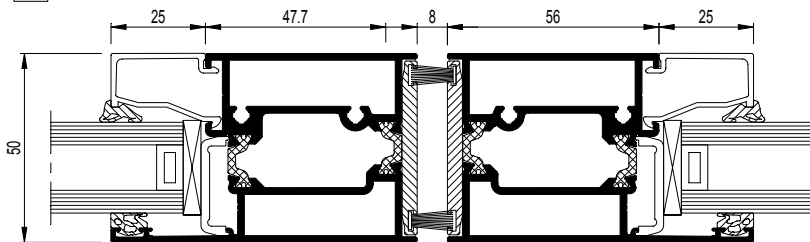
271



CS59-270001.dxf
 CS59-270001.dwg

CS59-271001.dxf
 CS59-271001.dwg

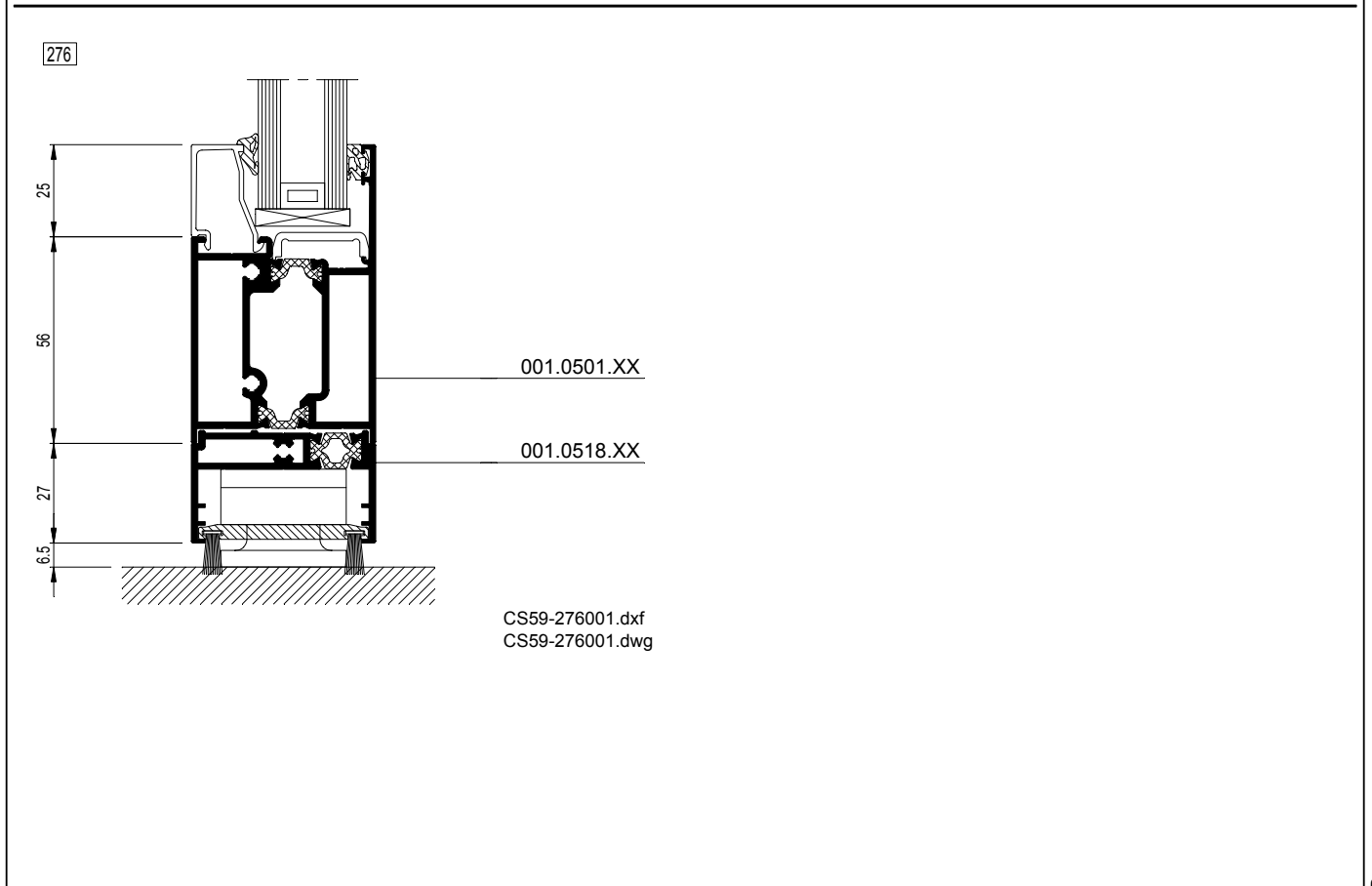
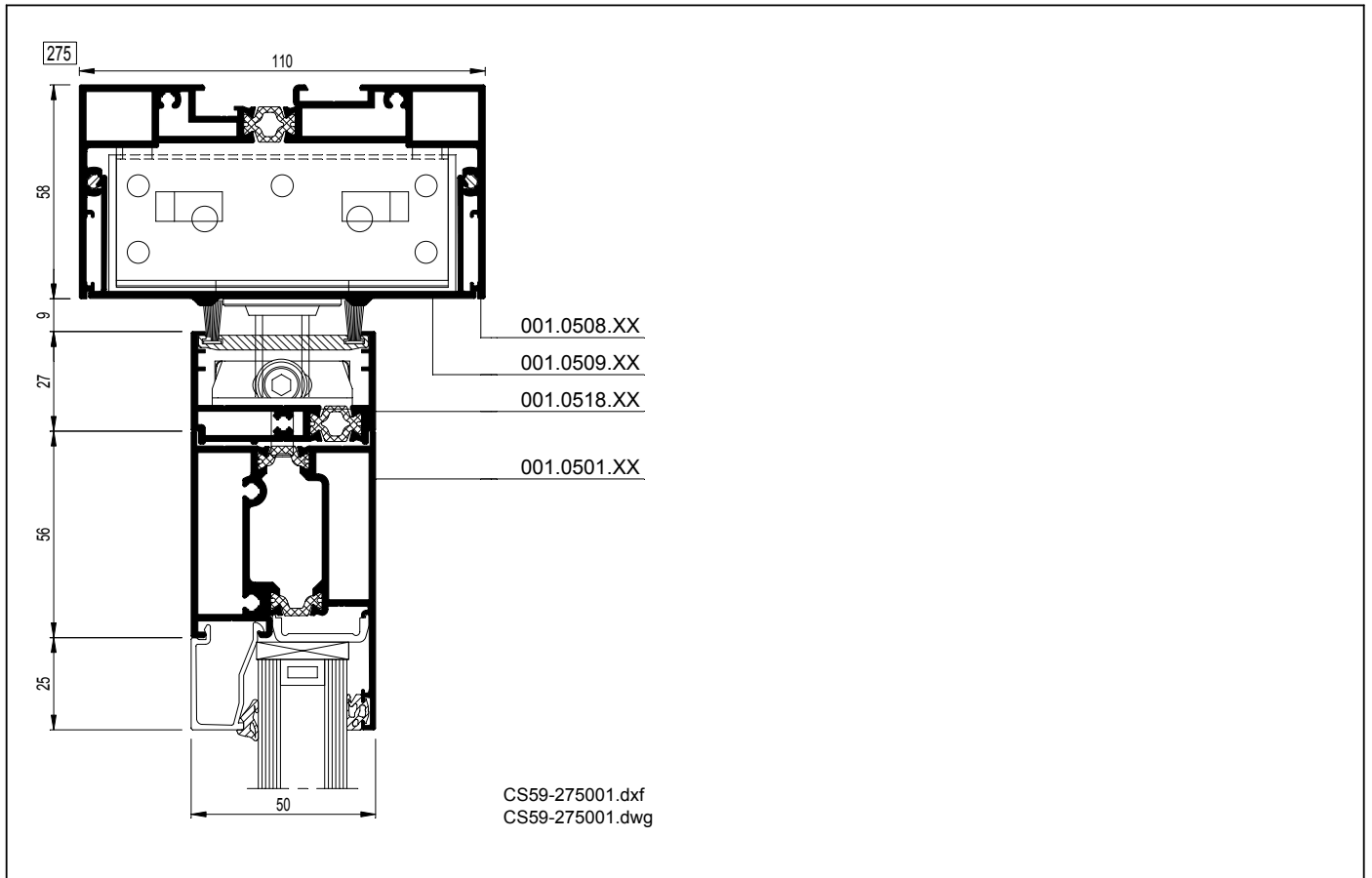
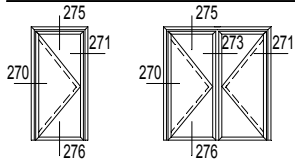
273



CS59-273001.dxf
 CS59-273001.dwg

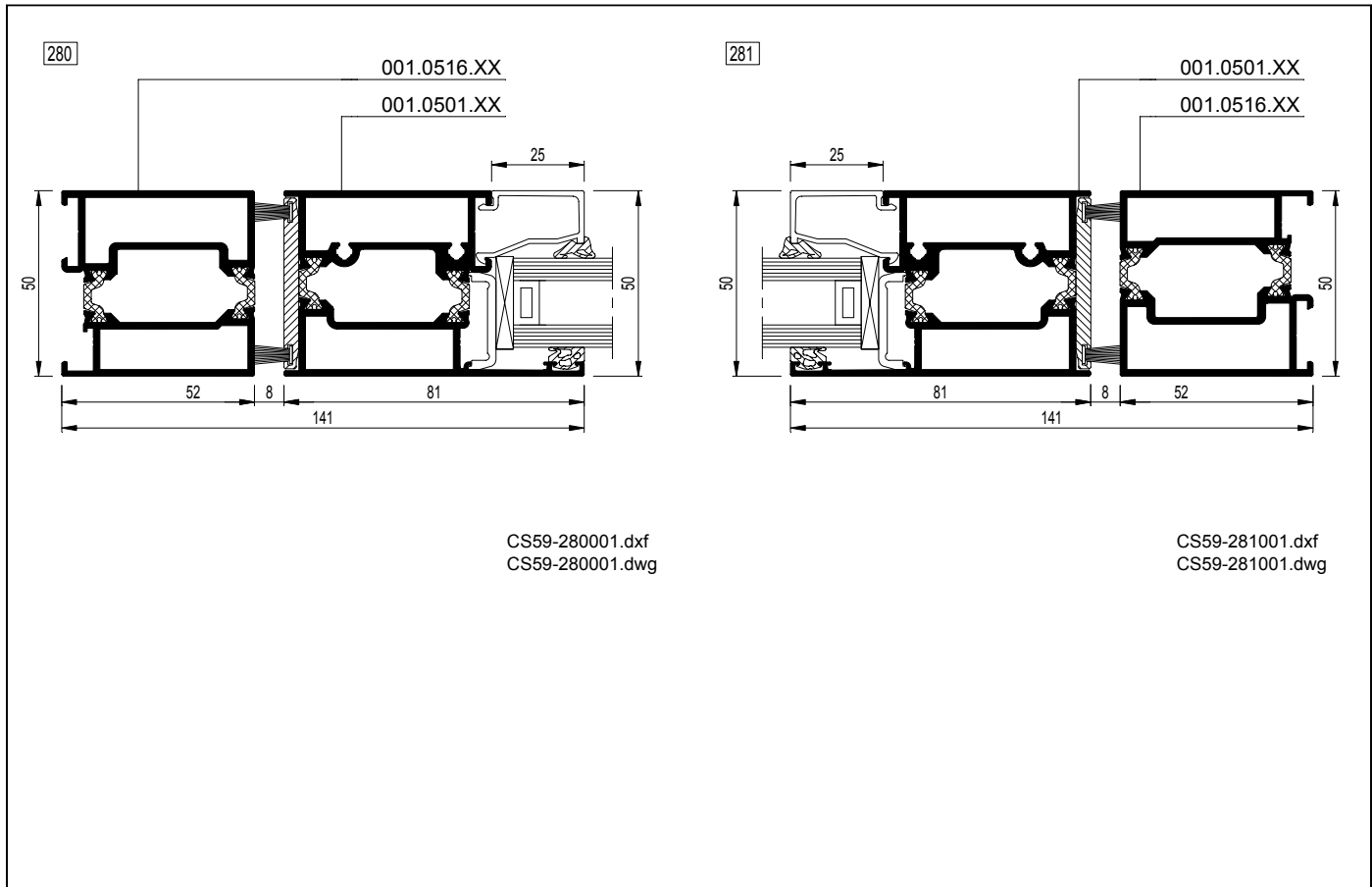
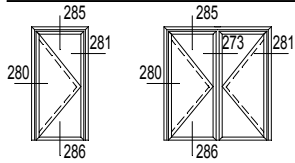
CS 59-SD

Deur zonder vingerbeveiliging - Kozijndorpelveer deur zonder vingerbeveiliging
Porte sans anti-pince-doigts - Pivote de frein aerien porte sans anti-pince-doigts
Door without finger protection - Overhead closer door without finger protection
Einzelne Tür ohne Fingerschutz - Rohrtuerschliesser Tür ohne Fingerschutz



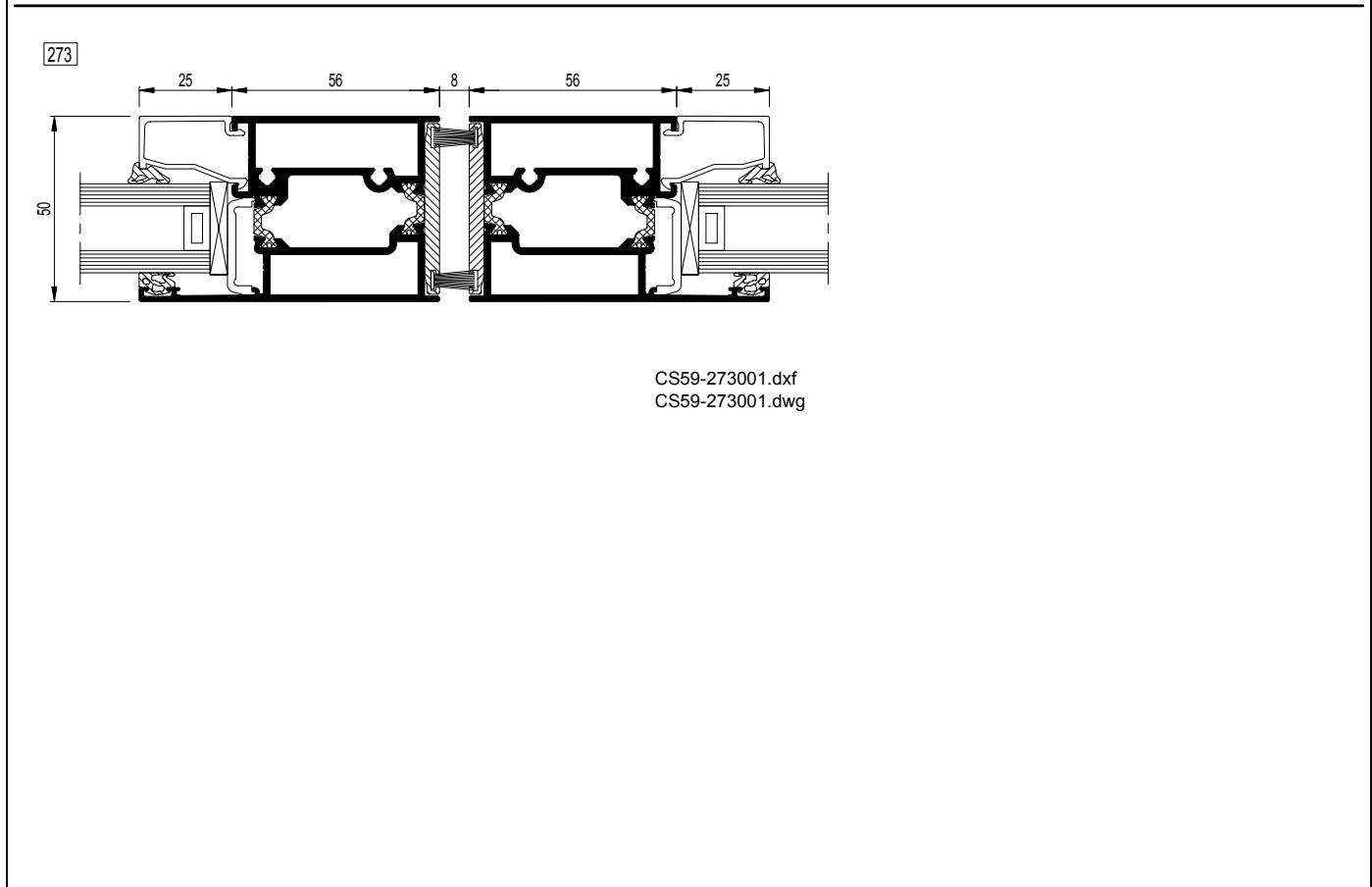
CS 59-SD

Deur zonder vingerbeveiliging - Vloerveer deur zonder vingerbeveiliging
 Porte sans anti-pince-doigts - Pivoir de frein au sol porte sans anti-pince-doigts
 Door without finger protection - Floor closer door without finger protection
 Einzelne Tür ohne Fingerschutz - Bodentuerschliesser Tür ohne Fingerschutz



CS59-280001.dxf
 CS59-280001.dwg

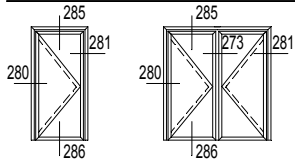
CS59-281001.dxf
 CS59-281001.dwg



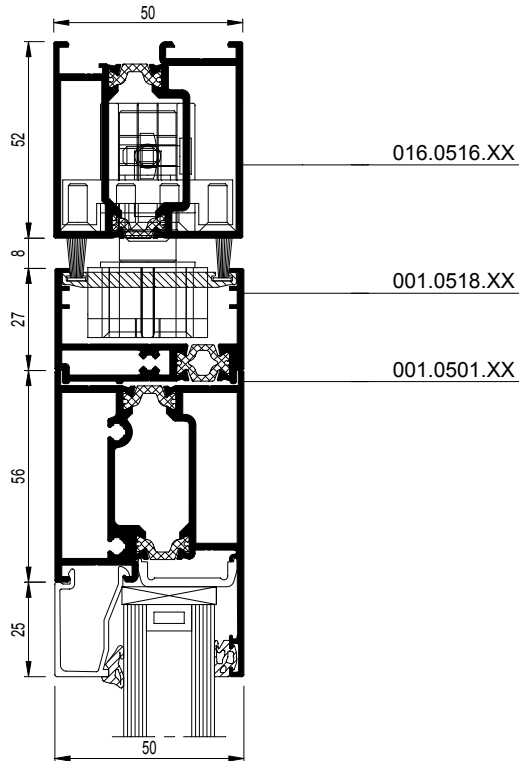
CS59-273001.dxf
 CS59-273001.dwg

CS 59-SD

Deur zonder vingerbeveiliging - Vloerveer deur zonder vingerbeveiliging
Porte sans anti-pince-doigts - Pivote de frein au sol porte sans anti-pince-doigts
Door without finger protection - Floor closer door without finger protection
Einzelne Tür ohne Fingerschutz - Bodentuerschliesser Tür ohne Fingerschutz

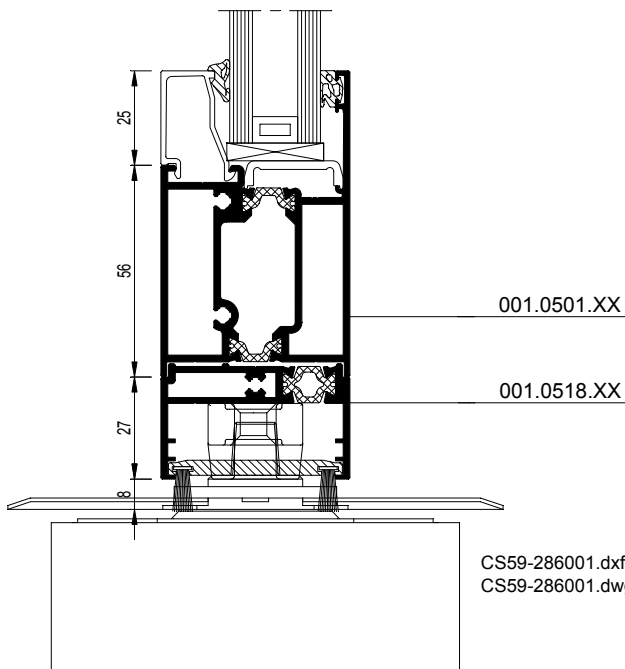


285




CS59-285001.dxf
CS59-285001.dwg

286



CS59-286001.dxf
CS59-286001.dwg



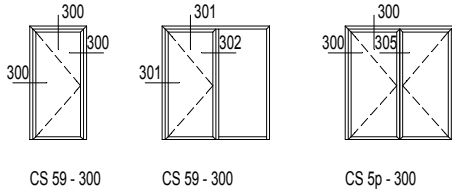
CS 59Pa



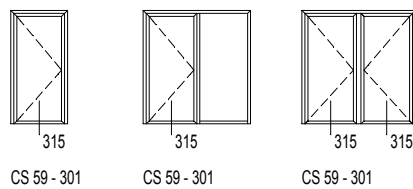
CS 59-CD Clampable Door (CS 59-CD)

1 Doors inward opening

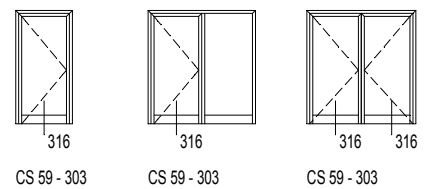
Inward opening doors



Inward opening doors with vent crimped all round

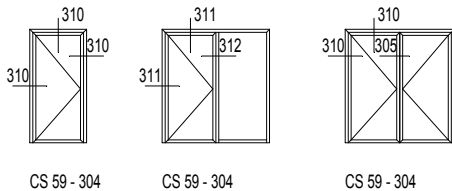


Doors with transom-mullion

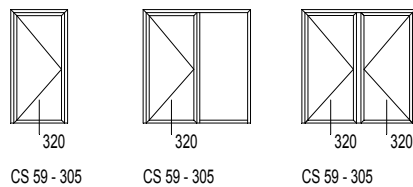


2 Doors outward opening

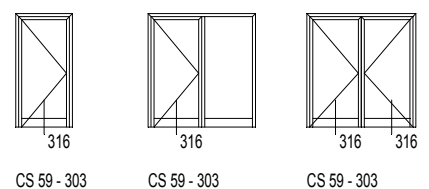
Outward opening doors

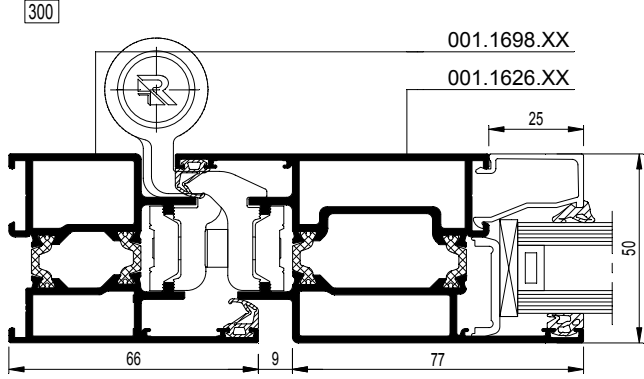
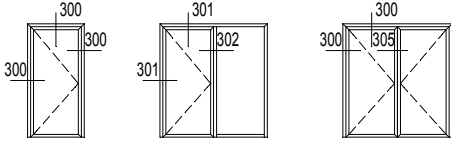


Outward opening doors with vent crimped all round

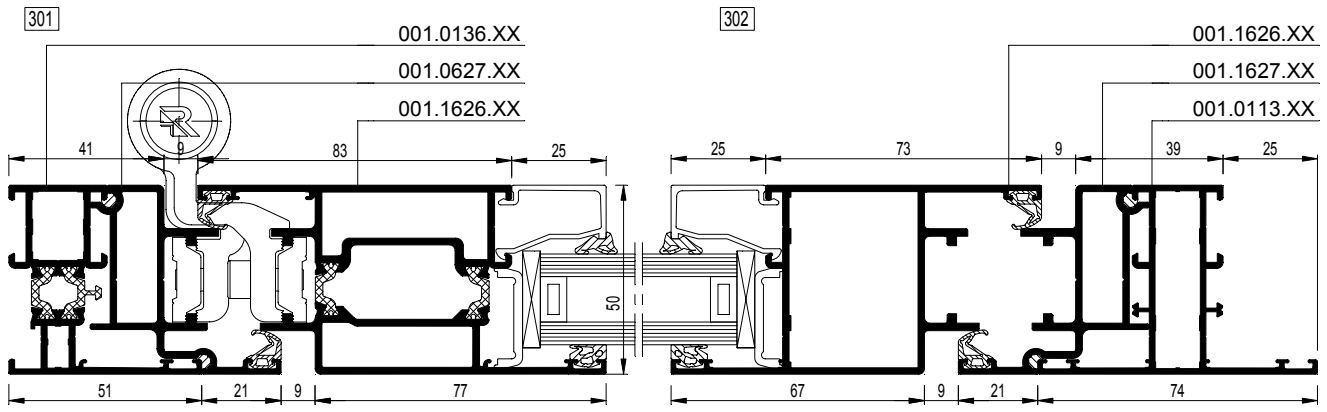


Doors with transom-mullion



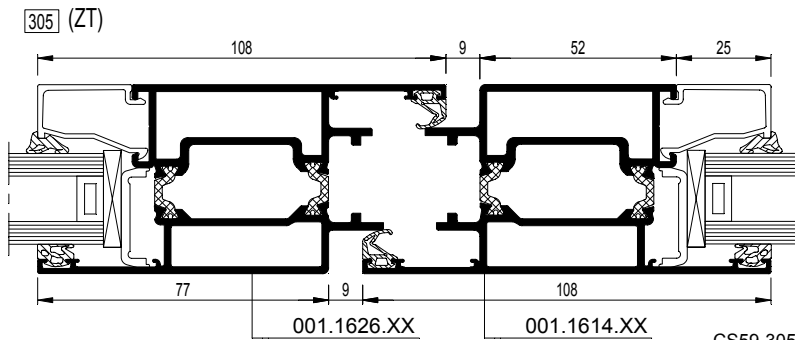


CS59-300001.dxf
 CS59-300001.dwg



CS59-301001.dxf
 CS59-301001.dwg

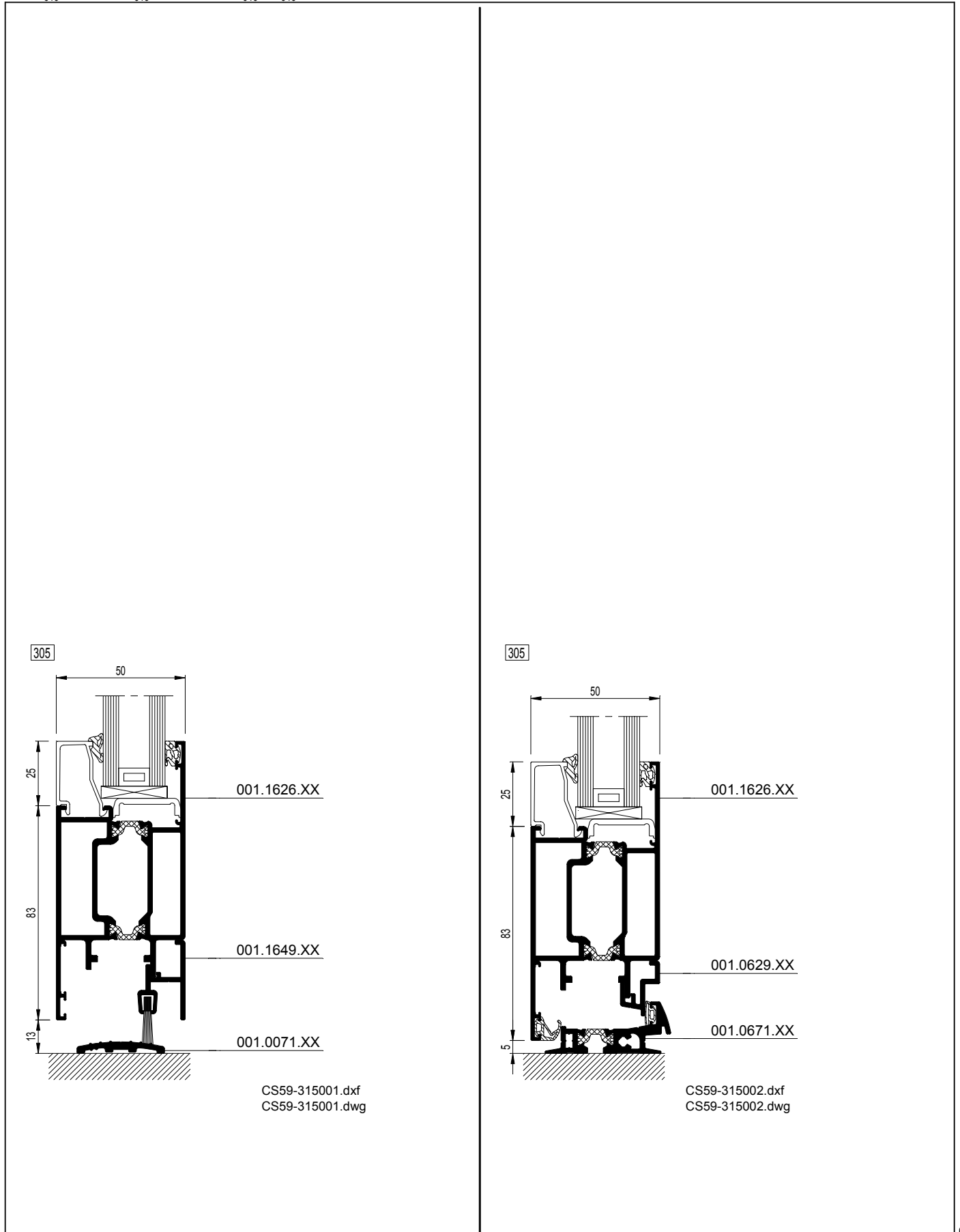
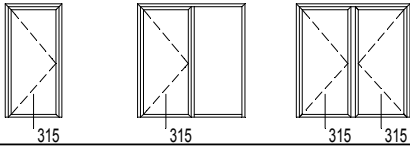
CS59-302001.dxf
 CS59-302001.dwg



CS59-305001.dxf
 CS59-305001.dwg

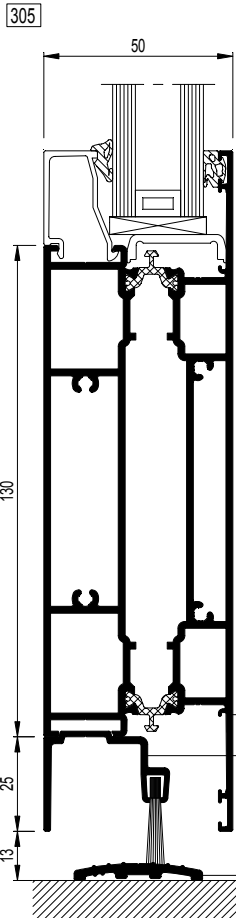
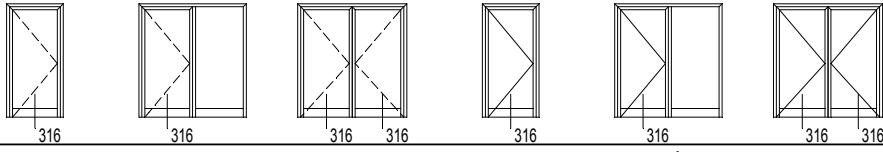
CS 59-CD

Deuren naar binnen draaiend - Deuren met deurvleugel rondom geperst
 Portes ouvrant vers l'intérieur - Ouvrant vers l'intérieur avec ouvrant serti tout autour
 Doors inward opening - Inward opening doors with vent crimped all round
 Türen nach innen öffnend - Rohrtuerschliesser Tür mit Fingerschutz



CS59-315001.dxf
 CS59-315001.dwg

CS59-315002.dxf
 CS59-315002.dwg

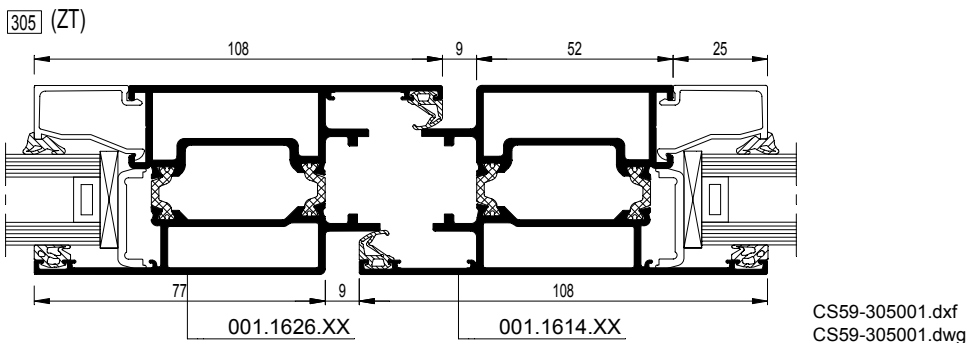
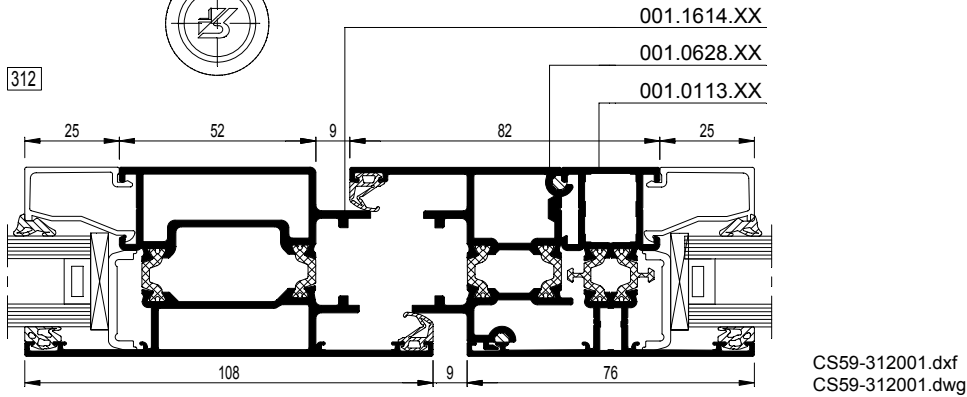
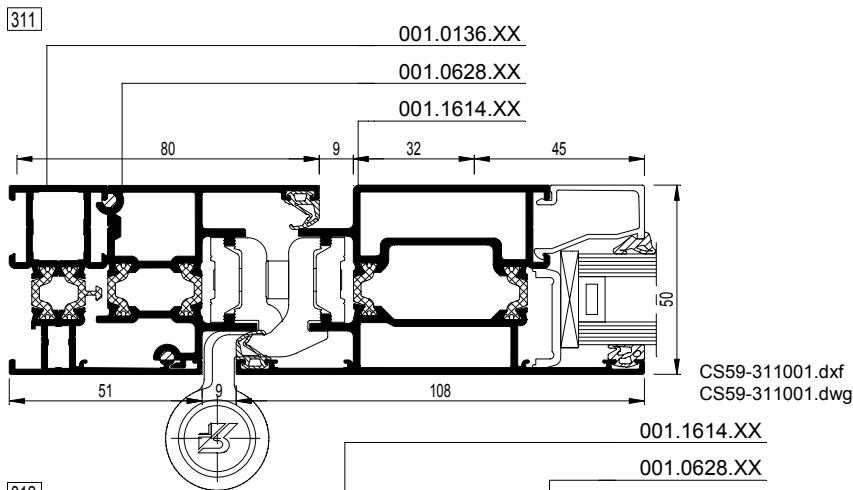
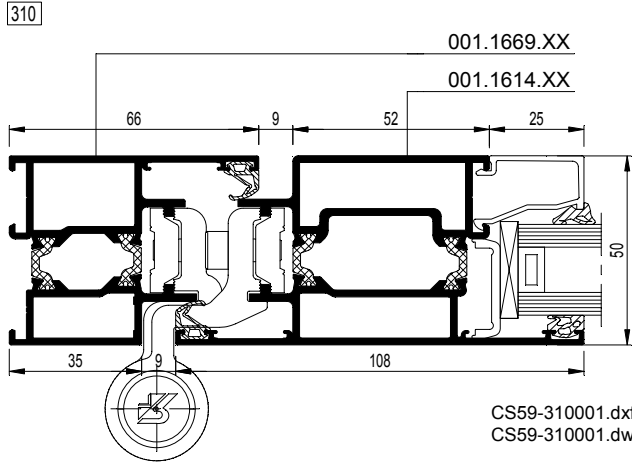
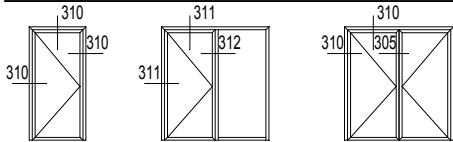


001.0817.XX

005.0033.XX

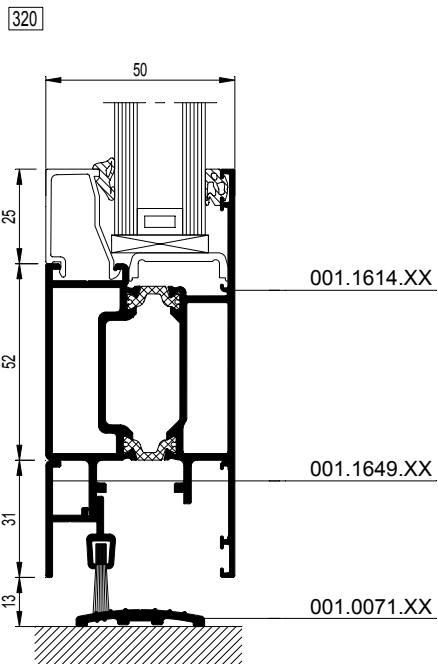
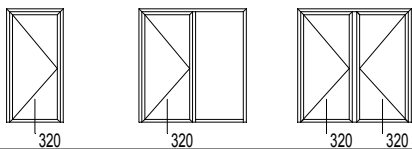
001.0071.XX

CS59-316001.dxf
CS59-316001.dwg

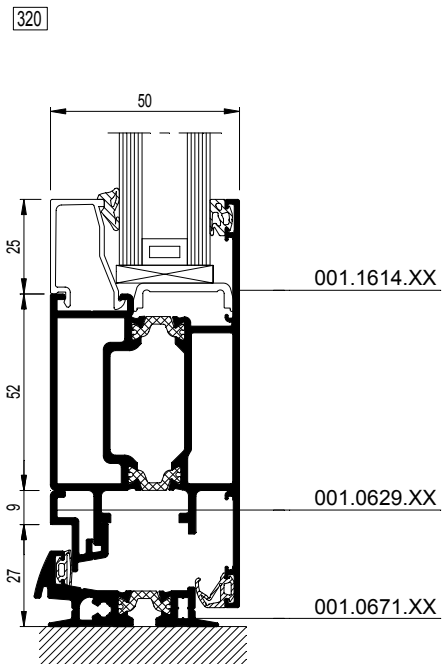


CS 59-CD

Deuren naar buiten draaiend - Deuren met deurleugel rondom geperst
Portes ouvrant vers l'extérieur - Avec ouvrant serti tout autour
Doors outward opening - Outward opening doors with vent crimped all round
Türen nach außen öffnend - Mit rundherum gepresstem Türflügel



CS59-320001.dxf
CS59-320001.dwg



CS59-320002.dxf
CS59-320002.dwg

CS 59



Koppelingen met andere systemen

CW 50 - CS 59	CS 59 - CN002
CW 50 - CS 59-HV	CS 59 - CN002
TP 110	CS 59 - CN003
TLS 110	CS 59 - CN003
CP 155	CS 59 - CN004
CR 120	CS 59 - CN005

Combinaisons avec d'autres systèmes

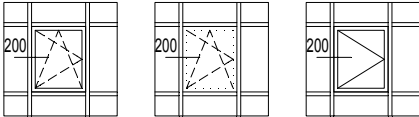
CW 50 - CS 59	CS 59 - CN002
CW 50 - CS 59-HV	CS 59 - CN002
TP 110	CS 59 - CN003
TLS 110	CS 59 - CN003
CP 155	CS 59 - CN004
CR 120	CS 59 - CN005

Connections with other systems

CW 50 - CS 59	CS 59 - CN002
CW 50 - CS 59-HV	CS 59 - CN002
TP 110	CS 59 - CN003
TLS 110	CS 59 - CN003
CP 155	CS 59 - CN004
CR 120	CS 59 - CN005

Kombinationen mit anderen Systemen

CW 50 - CS 59	CS 59 - CN002
CW 50 - CS 59-HV	CS 59 - CN002
TP 110	CS 59 - CN003
TLS 110	CS 59 - CN003
CP 155	CS 59 - CN004
CR 120	CS 59 - CN005



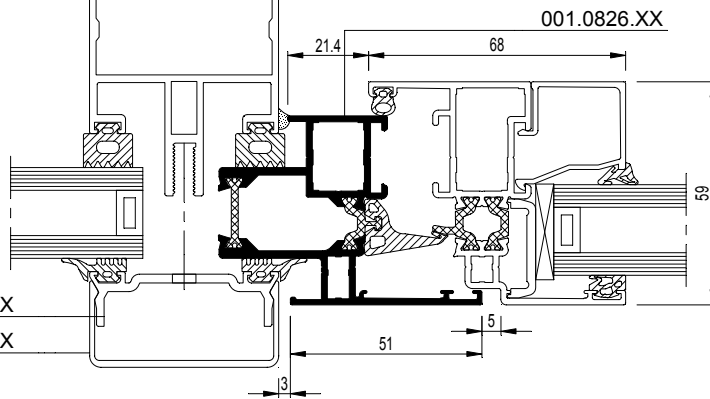
200

034.1501.XX

034.1534.XX

034.0538.XX

CW 50 - CS 59-Naar binnen draaiend
 CW 50 - CS 59-Ouvrant vers l'intérieur
 CW 50 - CS 59-Inward opening
 CW 50 - CS 59-Nach innen öffnend



CS59-200001.dxf
 CS59-200001.dwg

CW 50 - CS 59-HV

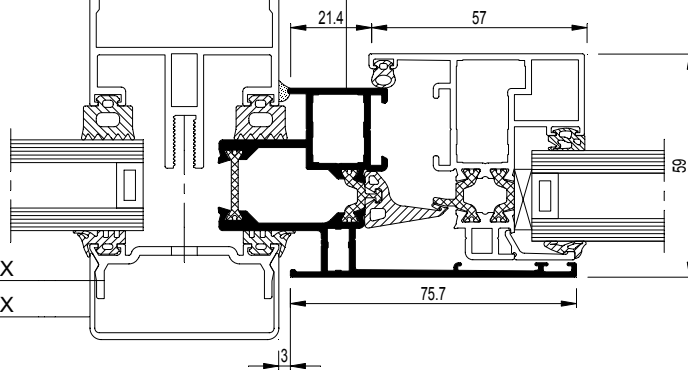
200

034.1501.XX

034.1534.XX

034.0538.XX

001.0538.XX



CS59-200002.dxf
 CS59-200002.dwg

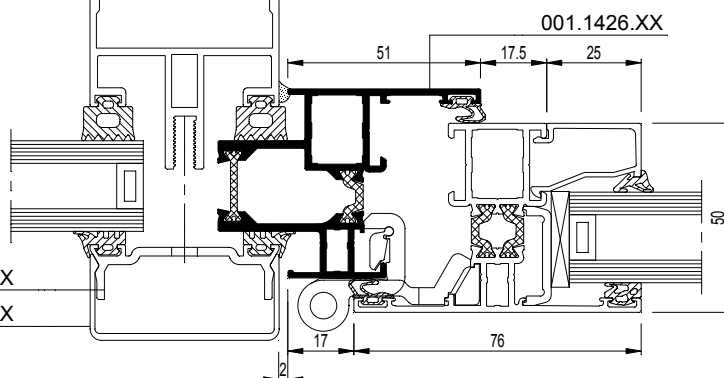
200

034.1501.XX

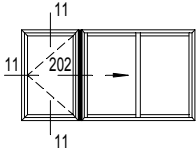
034.1534.XX

034.0538.XX

CW 50 - CS 59-Naar buiten draaiend
 CW 50 - CS 59-Ouvrant vers l'extérieur
 CW 50 - CS 59-Outward opening
 CW 50 - CS 59-Nach außen öffnend

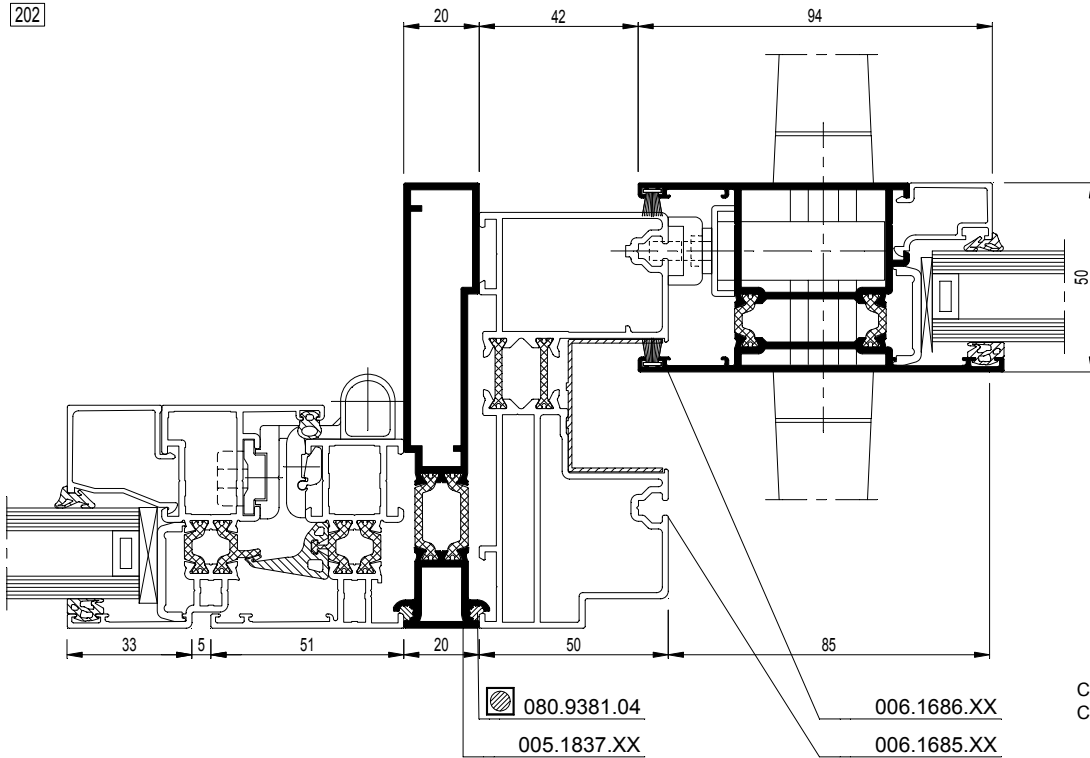


CS59-200003.dxf
 CS59-200003.dwg



TP 110

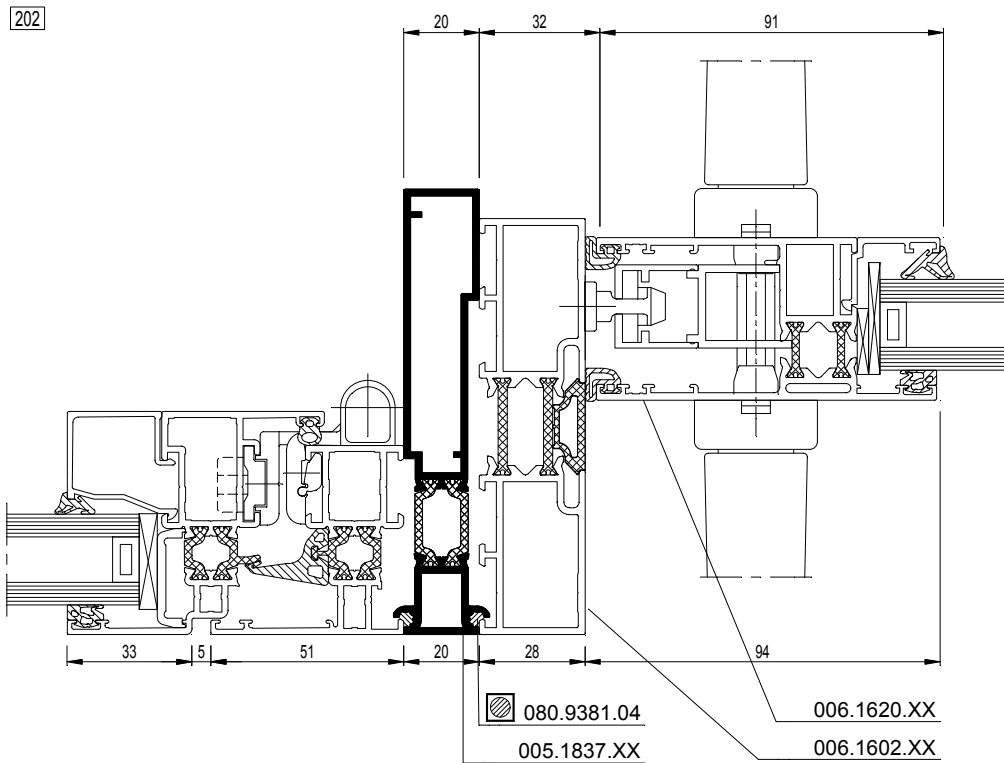
202



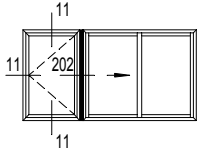
CS59-202001.dxf
CS59-202001.dwg

TLS 110

202

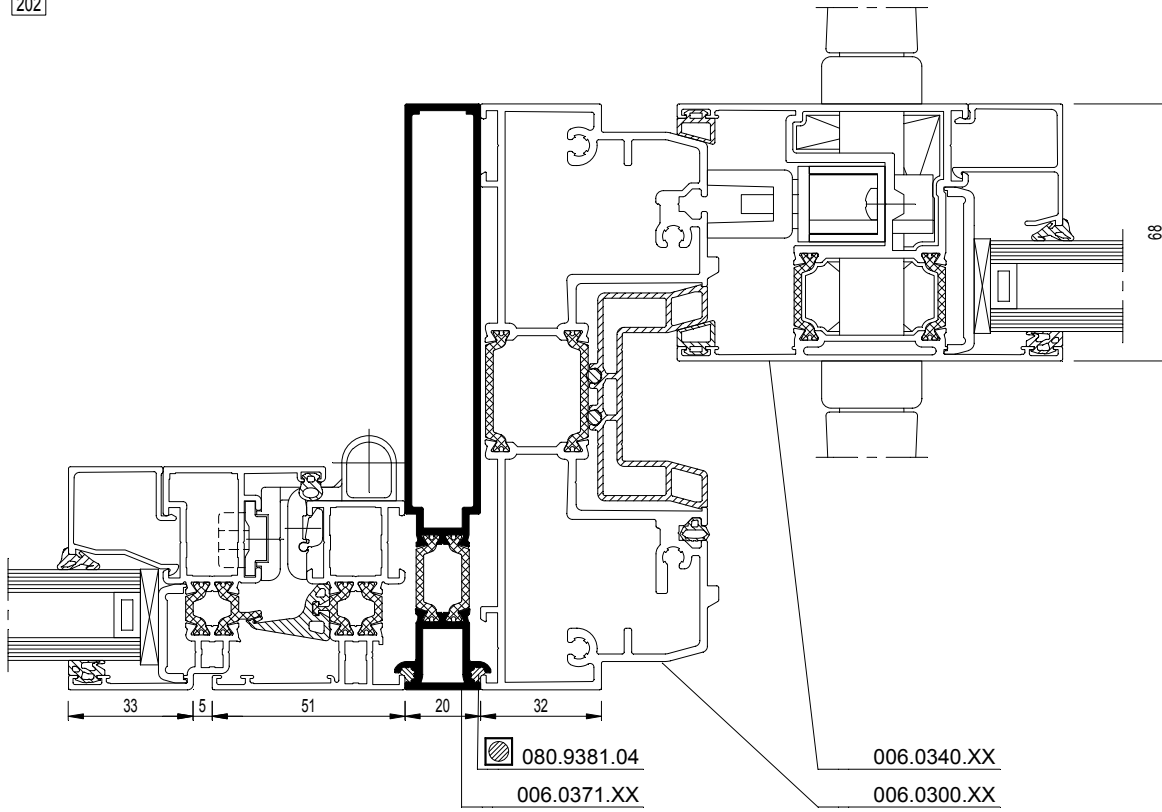


CS59-202002.dxf
CS59-202002.dwg

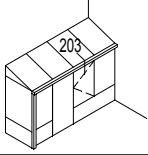


CP 155

202



CS59-202004.dxf
CS59-202004.dwg



203

